

**HUNZA**<sup>TM</sup> PURE  
OUTDOOR  
LIGHTING



LED

---

OUTDOOR LIGHTING





# HUNZA™

Brings your  
landscape to life.





HUNZA Pond Lite, Spike Spot Adjustable

---

## Contents

Our Story page 6

Exceptional Durability page 7

Pure LED - How HUNZA does it page 8

Product Range page 9

Product Finishes page 10

Ground and Deck Mounted page 12

Pole Mounted page 16

Inground and Recessed page 23

Step page 33

Wall Mounted page 39

Tree Mounted page 49

Ceiling Mounted page 52

Underwater page 55

Accessories page 58

Light Sources page 62

Transformers page 66

# PURE NEW ZEALAND LIGHT™



At HUNZA, we take pride in making the finest outdoor lights in the world. Engineered in New Zealand from the best materials, they enable extraordinary outdoor lighting effects, last for decades and are environmentally sustainable.

New Zealand is renowned for its natural beauty and the extraordinary quality of its pure natural light. At HUNZA this constantly inspires us to create the finest outdoor lights in the world.

Outdoor lighting isn't just another part of our focus, it's our whole focus. We set perfection as our goal, and constantly strive to deliver it. Here's how:

Precision engineered from the finest raw materials and components. No mass production. No assembly lines. Quality allows no room for compromise or error. We use only the finest natural copper, 316 stainless steel and New Zealand machined aluminium and there is no punching or thumping in our manufacturing process – only precision engineering. Each luminaire we produce is meticulously crafted using the latest CNC machining technology and then hand-assembled by people who take personal pride in the quality of each product.

Harnessing the science of light to enable extraordinary outdoor lighting effects.

We work on a world stage.

Our design team and engineers are in touch with the world's leading technology developers and lighting designers. We understand the science of light and we create and engineer products that transform the night. Our products are designed and machined using the latest 3-D software that assures total precision and performance.

#### Sustainability:

Our products are engineered to provide exceptional durability, ease of installation and low maintenance. We provide a comprehensive range of low energy light sources for all

our luminaires to help reduce power usage and cost. We also take pride in ensuring that our manufacturing processes and chemical waste disposal processes have minimal environmental impact.

We believe that when you hold a HUNZA product in your hands, you will appreciate the care, the precision and the pride we take in engineering outdoor lights that are truly the finest in the world.

HUNZA is committed to sustainability. We recognize the need for a balanced view of our impact upon the environment and our community and intend to increasingly integrate principles of environmental responsibility into our daily business activities. We aim to develop innovative sustainable designs and business strategies that will be market leading. Our goal is to produce luminaires that are ecologically sound, economically vital, socially desirable and culturally acceptable.

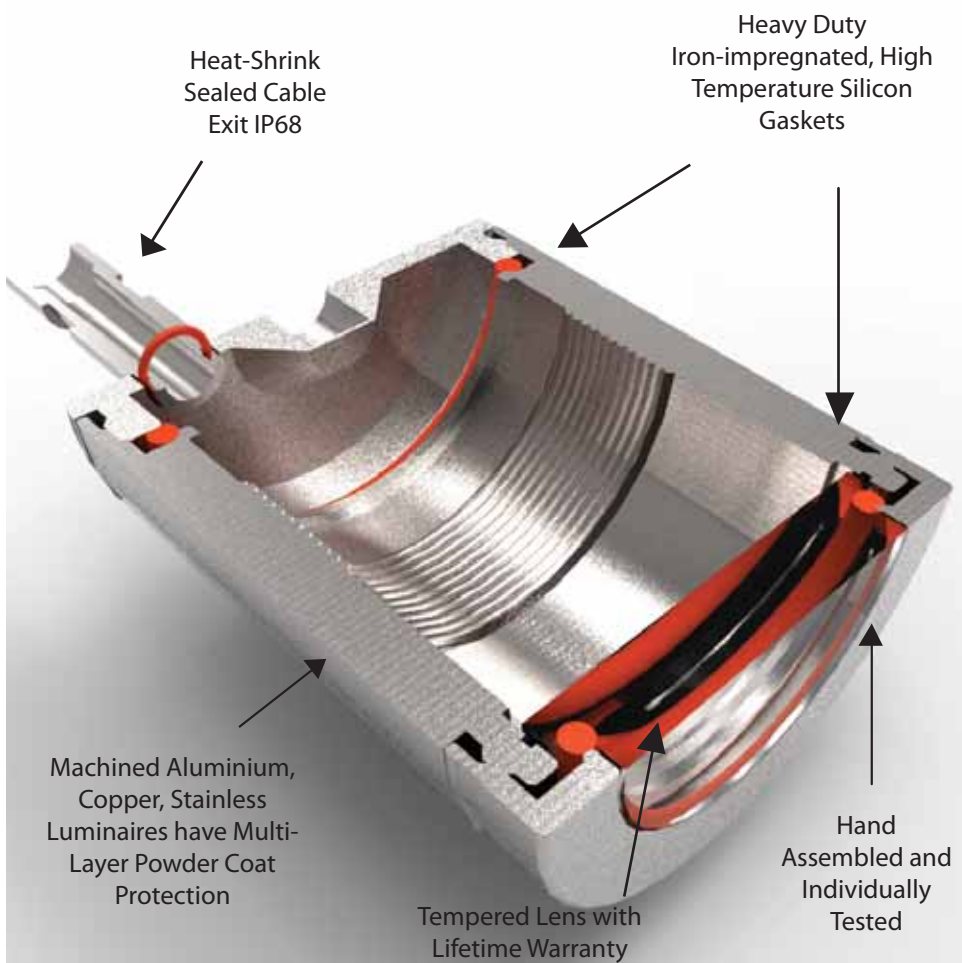
Our approach to sustainability begins with a commitment to product longevity. Unlike many of our competitor products, all HUNZA luminaires are designed to endure for decades. We use only the very best materials and components in the construction of our products. Where possible, we specify materials that are easily recyclable.

HUNZA NPS Spot with  
Tree Mount Kit

Designed and Manufactured in New Zealand



To ensure that an outdoor luminaire will stand the test of time, it is essential to use precision engineered bodies and the best components such as silicon gaskets, with CNC machined parts. HUNZA combines simplicity in design with meticulous attention to detail and quality to ensure a lifetime of reliable illumination:



Exceptional Durability



# PURE LED

HUNZA PURE LED is an excellent example of how our advanced technology improves product longevity and enhances sustainability through the reduction of energy use and material wastage.

PURE LED is a modular integrated LED system, available for most luminaires in the Hunza range, designed to provide the ultimate combination of light output, illumination control and long-term performance from an outdoor-rated, sealed luminaire.

PURE LED is a direct replacement for halogen or incandescent lamps, providing more than 80% reduction in power usage, 12 times longer lamp life, cool-touch operation and very low maintenance.

The main features of the system are:

**Cree LED and Plug-In Circuit Board:**

HUNZA has developed an innovative plug-and-play circuit board that delivers maximum performance from the market-leading Cree MT-G LED chip and allows the LED to be easily unplugged and replaced in the field.

**Machined Alloy Heat Sink:**

The PURE LED heat sink is removable, fits snugly inside the luminaire body to maximise heat transfer and is made of aluminium alloy, a material that has excellent heat transmission properties.

**Machined Alloy Reflector:**

The PURE LED reflector system delivers a single beam of light, similar to traditional light sources, instead of the three point effect seen in many MR16 LED lamps. Beam angles 38° and 60° are available with lens options of 15° and 25° also available.

**Driver:**

HUNZA offers two choices of drivers - a plug-in 12 volt ac/dc driver inside the luminaire body, or an external remote driver for added cost efficiency.

**Extra Clear Glass Lens and Heavy Duty Gaskets:**

All HUNZA PURE LED luminaires use extra-clear low iron glass lenses which increase light output by 8% while also helping to dissipate heat from the LED chip.

**Sentinel Protection System:**

The Sentinel system will automatically detect a malfunction within an LED diode, and will automatically redirect the power to keep the other luminaires working when connected in series.

**Testing and Performance Data**

HUNZA uses the most advanced testing equipment in product development and in the generation of technical data and specifications. Our LED luminaires are designed and tested to meet LM79 and LM80 standards and our test data provides a highly accurate reading of light output, efficiency and chromacity performance, using our latest in-house Spectrophotometer equipment.


Further information on PURE LED can be found on page 65 of this brochure and in the detailed specification sheets for each product.

**Sustainability**

HUNZA luminaires are constructed from the finest natural materials. The density of these materials combined with the latest technology ensure that HUNZA fixtures are reliable and durable in any climate. This sustainability minimizes the need for an electrician and maintenance expenses and ensures HUNZA customers that they are investing in a high-standard product that will last indefinitely.

**HUNZA Retro LED Module**

The Retro LED has been designed specifically for existing HUNZA owners who have made the investment in HUNZA products that last many decades. Therefore the Retro LED replaces an MR16 halogen lamp in the existing fixture.





As a specialist in outdoor lighting, the HUNZA product range is extensive and covers a wide variety of different models and applications. We group our luminaires into 8 main categories, sharing common installation characteristics, plus transformers, accessories and light sources:

# Product Range



## Ground and Deck Mounted

HUNZA offers a wide range of luminaires designed for installation at ground level and on decks. These are very versatile, durable, low-level fixtures that blend perfectly into the landscape or deck surface.



## Tree Mount

These luminaires can be safely mounted on to trees enabling dramatic lighting effects of trunk, canopies and other high objects. They can also be used for moonlighting effects creating a dappled pattern of light on the ground.



## Pole Mounted

For situations where the light source needs to be elevated above the ground, HUNZA offers a variety of durable luminaires that incorporate a pole in the design for higher level illumination.



## Underwater

All HUNZA luminaires are exceptionally waterproof however there are particular models that are designed specifically for use in underwater lighting. HUNZA provides dedicated fixtures for pool lights, pond lighting, water features and fountains.



## Inground and Recessed

Many HUNZA luminaires are designed to be recessed into floors or decks to provide an excellent source of upward illumination with very low profile and minimal visibility during the day.



## Step

HUNZA step lights are recessed into steps and wall surfaces and are used for a variety of illumination techniques such as step lighting, path lighting and driveway lighting.



## Transformers and LED Drivers

Low voltage luminaires provide a very safe and simple system for installing outdoor lighting, due to the fact that the power supply cables primarily carry only a 12 volt current, or less, and therefore can safely be installed close to the ground surface. HUNZA offers a wide range of transformers and LED drivers designed for HUNZA luminaires.



## Wall Mounted

HUNZA outdoor wall lights are designed for mounting on the side of buildings or vertical surfaces in order to highlight the wall structure and texture or provide an elevated position for illumination of specific features or areas.



## Accessories

HUNZA provides a wide range of optional accessories to allow the user to customise luminaires according to their individual installation requirements. Accessories include different lenses, attachments for glare control and optional installation equipment.



## Ceiling

The HUNZA E-Lite range of recessed downlights is ideal for installation in eaves, soffits, entranceways, verandahs, carports or covered decks. They can also be used in bathrooms and kitchens.



## Light Sources

HUNZA offers a comprehensive range of lamp options including fluorescent, LED and halogen allowing you to choose the appropriate light source for your specific application. LED and fluorescent lamps operate at very low temperatures and are very energy efficient, making them cost effective to run and safe for use in public areas.

# Product Finishes

## Copper

The unique properties of copper have made it highly valued through the ages as much for its decorative as its functional qualities. Centuries-old cathedral roofs and spires, fountains in the great cities of Europe, and even the Statue of Liberty all bear testament to the longevity and beauty of copper.

Copper is one of only three elemental metals (the others are gold and caesium) which are not silver or grey in colour. What makes copper even more special is the way in which its colour changes and takes on a unique patina over time according to the environment it is exposed to. It is this naturally aged look - patina or verdigris - that copper is best known for and this adds a classical, timeless quality to buildings and landscape environments.

Copper is an ideal material for outdoor luminaire construction as it has a natural, earthy appearance and excellent resistance to corrosion (rust) over a very long time. Another natural advantage of copper is that any scratches on the surface will not affect the life expectancy of the metal.

HUNZA copper luminaires are machined from very high grade, solid and hollow bar stock, (typically 10mm or  $\frac{3}{8}$ "), providing exceptional longevity and requiring minimal maintenance, and the fixtures are covered by a 10 year warranty.

Note: Solid copper luminaires age individually over time.



## 316 Stainless Steel

Stainless steel provides a very stylish semi-industrial look ideally suited to contemporary architecture, high-wear situations and marine environments. At HUNZA we only use 316 grade stainless steel as it has a higher resistance to stains, compared to standard steels, with an increased resistance to corrosion.

316 Stainless steel resists corrosion mainly due to the chromium content used in the steel alloy 'recipe'. Iron, the primary component of stainless steel, is very prone to oxidation (rust) in its pure form. Chromium helps to slow down the oxidation process by combining with oxygen to form a tough, adherent, inert film of chromium oxide on the steel surface. If damaged mechanically or chemically, this film is self-healing in the presence of sufficient oxygen.

Machined from very high grade, solid and hollow bar stock, (typically 9mm or  $11/32$ "), our luminaires provide excellent resistance to deterioration, subject to standard stainless cleaning routines.

HUNZA is possibly the only lighting manufacturer in the world to machine the swivel used in our Wall, Spike and Pole luminaires out of 316 stainless steel. Most other manufacturers use chromed brass swivels, which can deteriorate quickly in salt-laden air environments. HUNZA stainless steel luminaires are supplied with a special high-temperature grease on the trim threads to ensure easy disassembly for re-lamping and the fixtures are covered by a 10 year warranty.

Note: To maintain an attractive surface finish stainless steel luminaires require periodic cleaning. Enquire about electro polishing options.



## Aluminium

Aluminium provides an excellent blend of characteristics for outdoor luminaires, offering excellent durability and heat dissipation.

HUNZA aluminium luminaires are designed to last longer than a standard aluminium fixture for the following reasons:










- Our luminaires are machined from very high grade, solid and hollow bar stock, (typically 10mm or 3/8"), which means they are highly resistant to breakage, bending or denting and provide a much better bonding surface for the powder coating.
- All aluminium components undergo a 4 step cleaning and chromating process which creates a corrosion resistant substrate.
- The powdercoat is baked at high temperatures for a durable finish which is highly resistant to UV degradation.
- HUNZA is fully ISO 9000 certified as an applicator by Dulux/Orica ([www.oricapowdercoatings.com](http://www.oricapowdercoatings.com)). Full quality records are kept throughout the process.

HUNZA powder coated aluminium luminaires are supplied with a special high-temperature grease on the trim threads to ensure easy disassembly for re-lamping and the fixtures are covered by a 5 year warranty.



# Product Finishes

### Standard colours

	Black (bk)
	Dark Grey (dg)
	Bronze (bz)
	Green (gn)
	Olive Green (ogr)
	White (wh)
	Birch (wb)
	Beige (rg)
	Primrose (pr)
	Silver Star (star)



# Ground and Deck Mounted

HUNZA offers a wide range of luminaires designed for installation at ground level and on decks. These are very versatile, durable, low-level fixtures that blend perfectly into the landscape or deck surface and can be used for a number of illumination techniques such as uplighting, cross lighting, silhouetting, area lighting, deck lighting and path lighting.

HUNZA Spike Spot Adjustable



Cat. FN



Cat. SS

Cat. SS/A



Cat. SS/MH

#### Fern Lite

The Fern Lite is an unobtrusive, low-level luminaire, which provides a soft lighting effect on ground level foliage. Light is emitted on a horizontal plane through an anti-glare mesh around 360 degrees via a 5, 10 or 20 watt G4 bi-pin lamp, and does not project any vertical light.

This luminaire is equipped with HUNZA's Anti-Syphon (not Retro luminaires) which counters the problem of siphoning of water into the lamp housing.

The luminaire is available in machined - aluminium (UV powdercoated), solid copper or 316 stainless steel.

There are 3 LED options available for this fixture;

HUNZA PURE LED, integrated 4 watt system with a Cree high-output chip in Warm White or Cool White colour temperatures. The driver can be either 12 volt integral or remote.

PROMUS G4JC LED, a plug-in 1.5 watt, 12 volt LED with a choice of Warm White or Cool White colour temperatures. Transformer is required.

PROMUS MR11 LED, plug-in 2watt LED lamp, with a choice of Warm White or Cool White colour temperatures. Please refer to the Light Sources section on pages 62-65 for more information.

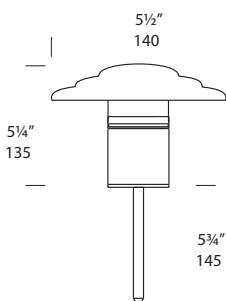
Also suitable for use with a G4 bi-pin 5, 10 or 20 watt halogen lamp and is supplied with a high quality European lamp.

Lifetime Warranty on Lens Breakage.

Accessories: Cable Joint Kit #CJK150, 300mm (12") Spike #300.

Power Supplies: HUNZA LED remote drivers, IG Buriable, or Wall Mount Transformer

Standards: IP66



#### Spike Spot & Spike Spot Adjustable

The Spike Spot is designed for easy insertion into the earth and can be aimed at a bush, tree or any landscape feature. The adjustable version allows 360° rotation and 0-90° elevation. This luminaire is machined from a choice powdercoated aluminium, solid copper or 316 stainless steel.

This luminaire is equipped with HUNZA's Anti-Syphon (not Retro luminaires) which counters the problem of siphoning of water into the lamp housing.

There are 3 LED options available for this fixture:

HUNZA PURE LED, integrated 6 watt system with a Cree high-output chip, a machined alloy reflector, a choice of three beam angles and Warm White or Cool White colour temperatures. The driver can be either 12 volt integral or remote.

PROMUS MR16 LED, a plug-in 6 watt, 12 volt LED lamp, with a choice of 4 beam angles and Warm White or Cool White colour temperatures. Transformer is required.

PROMUS GU10 LED, a plug-in 6 watt, 120/240 volt LED lamp, 2 beam angles, and Warm or Cool White colour temperatures. No transformer required. Please refer to the Light Sources section on pages 62-65 for more information.

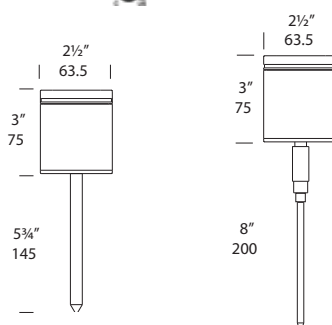
Also suitable for use with a MR16 20 or 35 watt lamp (maximum 35w in the USA) and is supplied with a high quality European 5000 hour lamp.

Lifetime Warranty on Lens Breakage.

Accessories: Cable Joint Kit #CJK150, Frosted Lens #LENSSTEPF, Glare Guard #GG, Hex Cell Louvre Adaptor Kit #HCL, HUNZA Super Spike #SSP/G, 300mm (12") Spike #300, IR Lamp #/IRC

Power Supplies: HUNZA LED remote drivers, IG Buriable, or Wall Mount Transformer.

Standards: IP66



#### Spike Spot Metal Halide

The Spike Spot Metal Halide uses a 20 or 35 watt MR16 GX10 Metal Halide lamp with integral, electronic ballast. This luminaire is ideal for uplighting shrubs and small trees and is an excellent all-purpose garden light. It is easily inserted in the ground and has a fully adjustable head allowing 360 degree rotation and 0-90 degree elevation adjustment.

The Metal Halide lamp is extremely efficient, using considerably less energy and outputting 3-4 times the light of a halogen lamp. It also has a long 15,000hr operational life, much higher than the average halogen lamp life.

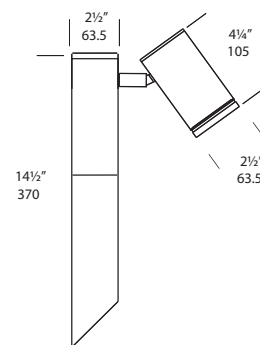
The luminaire is machined from a choice of powdercoated aluminium, solid copper or 316 stainless steel.

Lifetime Warranty on Lens Breakage.

Accessories: Cable Joint Kit #CJK150, Frosted Lens #LENSSTEPF.

Power Supplies: Ballast built in: 230/240 volt AC 50Hz Ballast built in: 120 volt AC 60 Hz (USA/Canada).

Standards: AS/NZS 60598.2.2, IP66







Cat. ES &amp; ESS

## Euro Spot

The Euro Spot is an extra compact luminaire designed for situations where the fixture needs to be very unobtrusive or concealed. The luminaire can be mounted in a variety of outdoor situations and can also be supplied with an integral spike (ESS, Euro Spike Spot) for easy in-ground mounting.

This luminaire is equipped with HUNZA's Anti-Syphon (not Retro luminaires) which counters the problem of siphoning of water into the lamp housing.

The Euro Spot and Euro Spike Spot use a miniature MR11 lamp to achieve the compact dimensions without compromising excellent illumination.

The luminaire is available in solid copper or 316 stainless steel.

There are 2 LED options available for this fixture;

HUNZA PURE LED, integrated 4 watt system with a Cree high-output chip, a machined alloy reflector and Warm or Cool White colour temperatures. The driver can be either 12 volt integral or remote.

PROMUS MR11 LED, a plug-in 2 watt, 12 volt LED lamp, with a choice of Warm White or Cool White colour temperatures. Please refer to the Light Sources section on pages 62-65 for more information.

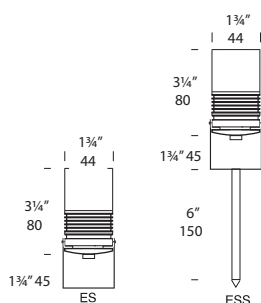
Also suitable for use with a MR11 5, 10 or 20 watt lamp (10W max. in the USA).

Lifetime Warranty on Lens Breakage.

Accessories: Cable Joint Kit #CJK150, Frosted Glass #LENSEURF, Spike #S, 300mm (12") Spike #300.

Power Supply: HUNZA LED remote drivers, IG Burial, or Wall Mount Transformer.

Standards: IP66



Cat. NPS

## NPS Spot

The NPS Spot is ideal for illuminating bushes and trees from ground level or moon lighting from a tree using a HUNZA Tree Mount Adaptor Kit. It has a fully adjustable head allowing 360 degree rotation and 0-90 degree elevation.

The luminaire is available in machined - aluminium (UV powdercoated), solid copper or 316 stainless steel.

This luminaire is equipped with HUNZA's Anti-Syphon (not Retro luminaires) which counters the problem of siphoning of water into the lamp housing.

There are 3 LED options available for this fixture;

HUNZA PURE LED, integrated 6 watt system with a Cree high-output chip, a machined alloy reflector, a choice of three beam angles and Warm White or Cool White colour temperatures. The driver can be either 12 volt integral or remote.

PROMUS MR16 LED, a plug-in 6 watt, 12 volt LED lamp, with a choice of 4 beam angles and Warm White or Cool White colour temperatures. Transformer is required.

PROMUS GU10 LED, a plug-in 6 watt, 120/240 volt LED lamp, 2 beam angles, and Warm or Cool White colour temperatures. No transformer required. Please refer to the Light Sources section on pages 62-65 for more information.

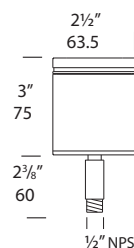
Also suitable for use with a MR16 20 or 35 watt lamp and is supplied with a high quality European 5000 hour lamp.

Lifetime Warranty on Lens Breakage.

Accessories: Cable Joint Kit #CJK150, Frosted Lens #LENSTEPF, Glare Guard #GG, Hex Cell Louvre Adaptor Kit #HCL, HUNZA Super Spike #SSP/G, HUNZA Tree Mount Adaptor #SSP/T, IR Lamp #/IRC

Power Supplies: HUNZA LED remote drivers, IG Burial, or Wall Mount Transformer.

Standards: IP66



Cat. TBL

## Twin Bar Lite

The Twin Bar Lite has two individual spotlights which can be aimed in two entirely different directions. Each spot has fully adjustable arm allowing 360 degree rotation. The Twin Bar Lite is ideal for wall or sign illumination using 2 x 20 watt lamps with an IG40 transformer for best economy.

The luminaire is available in machined - aluminium (UV powdercoated), solid copper or 316 stainless steel.

This luminaire is equipped with HUNZA's Anti-Syphon (not Retro luminaires) which counters the problem of siphoning of water into the lamp housing.

There are 3 LED options available for this fixture;

HUNZA PURE LED, integrated 6 watt system with a Cree high-output chip, a machined alloy reflector, a choice of three beam angles and Warm White or Cool White colour temperatures. The driver can be either 12 volt integral or remote.

PROMUS MR16 LED, a plug-in 6 watt, 12 volt LED lamp, with a choice of 4 beam angles and Warm White or Cool White colour temperatures. Transformer is required.

PROMUS GU10 LED, a plug-in 6 watt, 120/240 volt LED lamp, 2 beam angles, and Warm or Cool White colour temperatures. No transformer required. Please refer to the Light Sources section on pages 62-65 for more information.

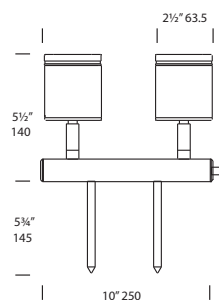
Also suitable for use with a MR16 20 or 35 watt lamp and is supplied with a high quality European 5000 hour lamp.

Lifetime Warranty on Lens Breakage.

Accessories: Cable Joint Kit #CJK150, Frosted Lens #LENSTEPF, Glare Guard #GG, Hex Cell Louvre Adaptor Kit #HCL, HUNZA Super Spike #SSP/G, 300mm (12") Spike #300, IR Lamps #IRC.

Power Supply: HUNZA LED remote drivers, IG Burial, or Wall Mount Transformer.

Standards: IP66







Cat. ETBL

Euro Twin Bar Lite

The Euro Twin Bar Lite is an extra compact luminaire designed for situations where the fixture needs to be very unobtrusive or concealed. Miniature MR11 lamps are used to achieve the compact dimensions without compromising excellent illumination.

This luminaire is equipped with HUNZA's Anti-Syphon (not Retro luminaires) which counters the problem of siphoning of water into the lamp housing.

There are 2 LED options available for this fixture;

HUNZA PURE LED, integrated 4 watt system with a Cree high-output chip, a machined alloy reflector and Warm White or Cool White colour temperatures. The driver can be either 12 volt integral or remote.

PROMUS MR11 LED, a plug-in 2 watt, 12 volt LED lamp, with a choice of Warm White or Cool White colour temperatures. Please refer to the Light Sources section on pages 62-65 for more information.

The Euro Twin Bar Lite is ideal for wall or sign illumination using 2 x 20 watt (or 10 watt) lamps .

This luminaire allows the ground level installation of two compact, individual spotlights, which can be aimed in two entirely different directions. Each spot has a fully adjustable arm allowing 360 degree rotation.

The luminaire is available in solid copper or 316 stainless steel.

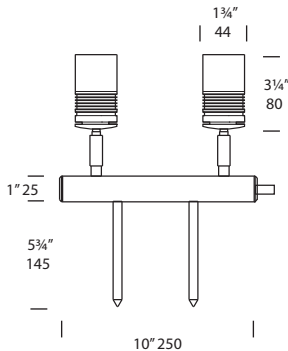
Also suitable for use with a MR11 5, 10 or 20 watt lamp (10W max. in the USA).

Lifetime Warranty on Lens Breakage.

Accessories: Cable Joint Kit #CJK150, Frosted Glass #LENSEURF, Spike #S, 300mm (12") Spike #300.

Power Supplies: HUNZA LED remote drivers, IG Buriable, or Wall Mount Transformer.

Standards: IP66



Cat. BOLMINI

Mini Bollard

The Mini Bollard is an unobtrusive, low profile luminaire, which provides a soft lighting effect on decks, railings and posts. Light is reflected through an anti-glare mesh directly onto the ground and horizontally to illuminate the surrounding area.

The luminaire is available in machined - aluminium (UV powdercoated), solid copper or 316 stainless steel.

There are 2 LED options available for this fixture;

HUNZA PURE LED, integrated 1-3 watt system with a Cree high-output chip, a machined heat sink and Warm White or Cool White colour temperatures. The driver can be either 12 volt integral or remote.

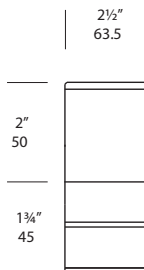
PROMUS G4JC LED, a plug-in 1.5 watt, 12 volt LED lamp that fits the standard G4 lampholder, with a choice of Warm White or Cool White colour temperatures. Transformer is required. Please refer to the Light Sources section on pages 62-65 for more information.

Also suitable for use with a G4 bi-pin 5, 10 or 20 watt halogen lamp and is supplied with a high quality European lamp.

Accessories: Cable Joint Kit #CJK150, Opaque Lens #LENBOLOP.

Power Supply: HUNZA LED remote drivers, IG Buriable, or Wall Mount Transformer.

Standards: IP66



# Pole Mounted

For situations where the light source needs to be elevated above the ground, HUNZA offers a variety of durable luminaires that incorporate a pole in the design. These fixtures provide an extra degree of versatility in the lighting plan and are particularly well suited to cross lighting, area lighting, silhouetting and path lighting. These pole mounted lights can be supplied either for connection to a remote transformer/driver or with an integral 120/240 volt Retro Pole transformer/driver for situations where the use of a remote transformer/driver is not practical.



HUNZA Twin Pole Lite - PURE LED



Cat. BOL300


Cat. BOL700, BOL700FL,  
BOL700/R, BOL700FM  
and BOL700FM90


Cat. BOL700MH



### Bollard 300

The Bollard 300 is ideal for garden edges. The lens reflects light at two angles through an anti-glare mesh directly onto the ground and horizontally to illuminate the surrounding landscape. The luminaire is available in machined - aluminium (UV powdercoated), solid copper or 316 stainless steel.

This luminaire is equipped with HUNZA's Anti-Syphon (not Retro luminaires) which counters the problem of siphoning of water into the lamp housing.

HUNZA PURE LED, integrated 6 watt system with a Cree high-output chip in Warm White or Cool White colour temperatures. The driver can be either 12 volt integral or remote.

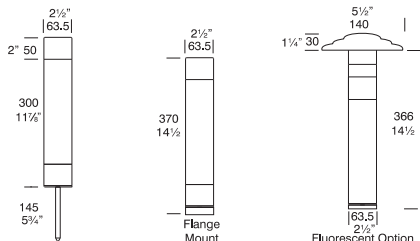
PROMUS MR16 LED, plug-in 6 watt LED lamp, with a choice of Warm or Cool White colour temperatures. Please refer to the Light Sources section on pages 62-65 for more information.

Also suitable for use with a halogen MR16 20 or 35 watt lamp and is supplied with a high quality European 5000 hour lamp.

Accessories: Cable Joint Kit #CJK150, 300mm (12") Spike #300, Flange Mount #FM, Fluorescent Option #FL, Anti-Glare Hood #H, RETRO transformer 120/240 volt #R (changes the luminaire to an IP56 rating), IR Lamp #/IRC, Opaque Lens #LENSBOLOP.

Power Supplies: HUNZA LED remote drivers, IG Buriable, or Wall Mount Transformer

Standards: IP56/66



### Bollard 700

The Bollard 700 is suitable for driveways, walkways, car parks, etc. The lens reflects light at two angles through an anti-glare mesh directly onto the ground and horizontally to illuminate the surrounding landscape. The luminaire is available in machined - aluminium (UV powdercoated), solid copper or 316 stainless steel.

This luminaire is equipped with HUNZA's Anti-Syphon (not Retro luminaires) which counters the problem of siphoning of water into the lamp housing.

HUNZA PURE LED, integrated 6 watt system with a Cree high-output chip in Warm White or Cool White colour temperatures. The driver can be either 12 volt integral or remote.

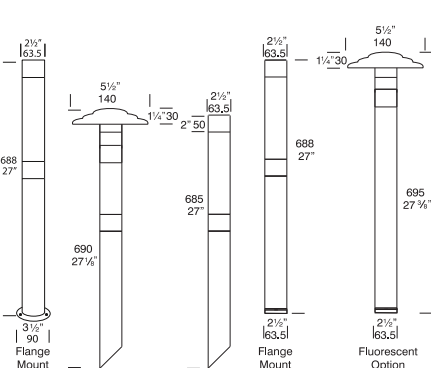
PROMUS MR16 LED, plug-in 6 watt LED lamp, with a choice of Warm or Cool White colour temperatures. Please refer to the Light Sources section on pages 62-65 for more information.

Also suitable for use with a MR16 20 or 35 watt lamp and is supplied with a high quality European 5000 hour lamp.

Accessories: Cable Joint Kit #CJK150, 300mm (12") Spike #/300, Fluorescent Option #FL, Anti-Glare Hood #H, RETRO transformer 120/240 volt #R changes the luminaire to an IP56 rating, IR Lamp #/IRC, Opaque Lens #LENSBOLOP.

Power Supplies: HUNZA LED remote drivers, IG Buriable, or Wall Mount Transformer .

Standards: IP56/66



### Bollard Metal Halide

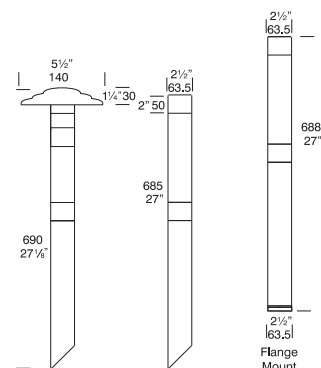
The Bollard Metal Halide uses a 20 or 35 watt MR16 Metal Halide lamp with an integral, electronic ballast. This luminaire is ideal for garden edges, walkways and driveways. The lens reflects light at two angles through an anti-glare mesh directly onto the ground and horizontally to illuminate the surrounding landscape. The luminaire is available in machined - aluminium (UV powdercoated), solid copper or 316 stainless steel.

The Metal Halide lamp is extremely efficient, using considerably less energy and outputting 3-4 times the light of a halogen lamp. It has a long 15,000 hour operational life, much higher than the halogen lamp life.

This luminaire is equipped with HUNZA's Anti-Syphon (not Retro luminaires) which counters the problem of siphoning of water into the lamp housing.

Accessories: Cable Joint Kit #CJK150, Opaque Lens #LENSBOLOP, Anti-Glare hood #H, Flange Mount #FM

Standards: AS/NZS 60598.2.2, IP66







Cat. PS



Cat. ESPL and ESPL/R

### Pole Spot

The Pole Spot is ideal for path lighting as well as tree lighting, or the head may be aimed downward to completely stop upward light. The Pole Spot has a single spotlight which can be aimed in any single direction. The fitting has a fully adjustable head which allows for 360 degree rotation and 0–90 degree elevation.

This luminaire is equipped with HUNZA's Anti-Syphon (not Retro luminaires) which counters the problem of siphoning of water into the lamp housing.

There are 3 LED options available for this fixture;

HUNZA PURE LED, integrated 6 watt system with a Cree high-output chip, a machined alloy reflector, a choice of three beam angles and Warm White or Cool White colour temperatures. The driver can be either 12 volt integral or remote.

PROMUS MR16 LED, a plug-in 6 watt, 12 volt LED lamp, with a choice of 4 beam angles and Warm White or Cool White colour temperatures. Transformer is required.

PROMUS GU10 LED, a plug-in 6 watt, 120/240 volt LED, with a choice of 2 beam angles and Warm or Cool White colour temperatures. No transformer required. Please refer to the Light Sources section on pages 62-65 for more information.

Also suitable for use with a MR16 20 or 35 watt lamp and is supplied with a high quality European 5000 hour lamp.

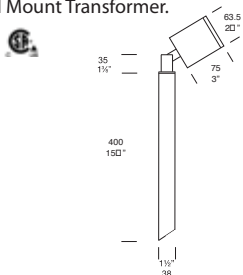
The luminaire is available in machined - aluminium (UV powdercoated), solid copper or 316 stainless steel.

Lifetime Warranty on Lens Breakage.

Accessories: Cable Joint Kit #CJK150, Frosted Lens #Cat. LENSSTEPF, Glare Guard #Cat. GG, Hex Cell Louvre Adapter #Cat. HCL.

Power Supplies: HUNZA LED remote drivers, IG Buriable, or Wall Mount Transformer.

Standards: IP66



### Euro Single Pole Lite

The Euro Single Pole Lite is an extra-compact luminaire designed for situations where the fixture needs to be very unobtrusive or concealed. The luminaire can be mounted in a variety of outdoor situations.

This luminaire is equipped with HUNZA's Anti-Syphon (not Retro luminaires) which counters the problem of siphoning of water into the lamp housing.

The luminaire is available in solid copper or 316 stainless steel.

The Euro Single Pole Lite is ideal for path lighting as well as tree lighting, or the head may be aimed downward to stop upward light altogether.

The luminaire has a fully adjustable arm allowing 360 degree rotation and 0–90 degree rotation.

There are 2 LED options available for this fixture;

HUNZA PURE LED, integrated 4 watt system with a Cree high-output chip, a machined alloy reflector and Warm White or Cool White colour temperatures. The driver can be either 12 volt integral or remote.

PROMUS MR11 LED, a plug-in 2 watt, 12 volt LED lamp, with a choice of Warm or Cool White colour temperatures. Please refer to the Light Sources section on pages 62-65 for more information.

HUNZA Euro fixtures use a miniature MR11 lamp to achieve the compact dimensions without compromising excellent illumination.

The fitting is mounted onto a head which is secured by a stainless steel grub screw to an 850mm (33") pole.

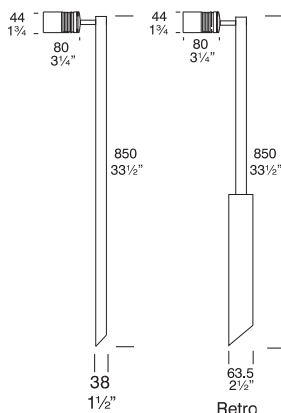
Also suitable for use with a MR11 5, 10 or 20 watt lamp (10W max. in the USA)

Lifetime Warranty on Lens Breakage.

Accessories: Cable Joint Kit #CJK150, Frosted Lens #LENSEURF, RETRO 120/240 volt transformer /R (changes the luminaire to an IP56 rating).

Power Supplies: HUNZA LED remote drivers, IG Buriable, or Wall Mount Transformer.

Standards: IP56/66





Cat. ETPL and ETPL/R



Cat. SPL and SPL/R



Pole Mounted

### Euro Twin Pole Lite

The Euro Twin Pole Lite is an extra-compact luminaire designed for situations where the fixture needs to be very unobtrusive or concealed. The luminaire can be mounted in a variety of outdoor situations.

This luminaire is equipped with HUNZA's Anti-Syphon (not Retro luminaires) which counters the problem of siphoning of water into the lamp housing.

The Euro Twin Pole Lite is ideal for path lighting as well as tree lighting, or the heads may be aimed downward to stop upward light altogether.

The Euro Twin Pole Lite has two fully adjustable arms allowing 360 degree rotation and 0-90 degree rotation.

There are 2 LED options available for this fixture;

HUNZA PURE LED, integrated 4 watt system with a Cree high-output chip, a machined alloy reflector and Warm White or Cool White colour temperatures. The driver can be either 12 volt integral or remote.

PROMUS MR11 LED, a plug-in 2 watt, 12 volt LED lamp, with a choice of Warm White or Cool White colour temperatures. Please refer to the Light Sources section on pages 62-65 for more information.

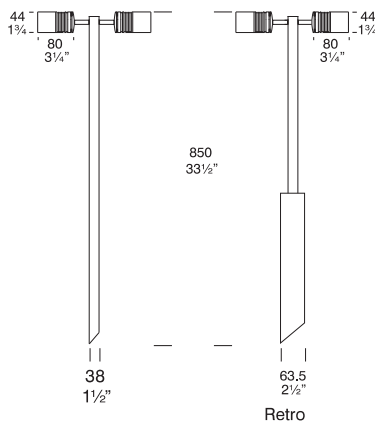
Also suitable for use with a MR11 5, 10 or 20 watt lamp (10W max. in the USA).

Lifetime Warranty on Lens Breakage.

Accessories: Cable Joint Kit #CJK150, Frosted Lens #LENSEURF, RETRO 120/240 volt transformer /R (changes the luminaire to an IP56 rating).

Power Supplies: HUNZA LED remote drivers, IG Buriable, or Wall Mount Transformer

Standards: IP56/66



### Single Pole Lite

The Single Pole Lite has a fully adjustable arm which allows the single spotlight to be aimed in any direction. It is ideal for path and tree lighting and the elevated head may be aimed downward to eliminate all upward light. The luminaire is available in machined - aluminium (UV powdercoated), solid copper or 316 stainless steel.

This luminaire is equipped with HUNZA's Anti-Syphon (not Retro luminaires) which counters the problem of siphoning of water into the lamp housing.

HUNZA PURE LED, integrated 6 watt system with a Cree high-output chip, a machined alloy reflector, a choice of three beam angles and Warm White or Cool White colour temperatures. The driver can be either 12 volt integral or remote.

PROMUS MR16 LED, a plug-in 6 watt, 12 volt LED lamp, with a choice of 4 beam angles and Warm or Cool White colour temperatures.

PROMUS GU10 LED, a plug-in 6 watt, 120/240 volt LED, 2 beam angles, and Warm or Cool White colour temperatures. Please refer to the Light Sources section on pages 62-65 for more information.

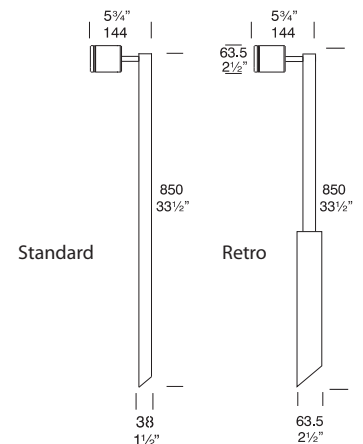
Also suitable for use with a MR16 20 or 35 watt lamp and is supplied with a high quality European 5000 hour lamp.

Lifetime Warranty on Lens Breakage.

Accessories: Cable Joint Kit #CJK150, Frosted Lens #LENSTEPF, Glare Guard #GG, Hex Cell Louvre Adaptor #HCL, RETRO 120/240 volt transformer /R (changes the luminaire to an IP56 rating).

Power Supplies: HUNZA LED remote drivers, IG Buriable, or Wall Mount Transformers. RETRO 120/240 volt driver / transformer /R.

Standards: IP56/66





Cat. TPL and TPL/R

### Twin Pole Lite

The Single Pole Lite has two fully adjustable arms which allow the twin spotlights to be aimed in any direction. It is ideal for path and tree lighting and the elevated heads may be aimed downward to eliminate all upward light. The luminaire is available in machined powdercoated aluminium, natural copper or 316 stainless steel.

This luminaire is equipped with HUNZA's Anti-Syphon (not Retro luminaires) which counters the problem of siphoning of water into the lamp housing.

HUNZA PURE LED, integrated 6 watt system with a Cree high-output chip, a machined alloy reflector, three beam angles, and Warm or Cool White colour temperatures. The driver can be either 12 volt integral or remote.

PROMUS MR16 LED, a plug-in 6 watt, 12 volt LED lamp, with a choice of 4 beam angles and Warm or Cool White colour temperatures.

PROMUS GU10 LED, a plug-in 6 watt, 120/240 volt LED lamp, and Warm or Cool White colour temperatures. Please refer to the Light Sources section on pages 62-65 for more information.

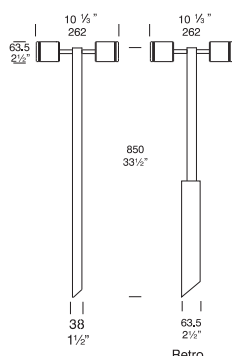
Also suitable for use with a halogen MR16 20 or 35 watt lamp and is supplied with a high quality European 5000 hour lamp.

Lifetime Warranty on Lens Breakage.

Accessories: Cable Joint Kit #CJK150, Frosted Lens #LENSTEPF, Glare Guard #GG, Hex Cell Louvre Adaptor #HCL, RETRO 120/240 volt driver / transformer /R (changes the luminaire to IP56, IR Lamp #/IRC

Power Supplies: HUNZA LED remote drivers, IG Buriable, or Wall Mount Transformer

Standards: IP56/66



Cat. TG and TG/R

### Twig Lite

The Twig Lite has a subtle, unobtrusive appearance that allows it to blend into taller foliage while providing soft, effective landscape illumination.

This luminaire is equipped with HUNZA's Anti-Syphon (not Retro luminaires) which counters the problem of siphoning of water into the lamp housing.

The luminaire is available in natural copper or 316 stainless steel.

HUNZA PURE LED, integrated 1-3 watt system with a Cree high-output chip in Warm or Cool White colour temperatures. The driver can be either 12 volt integral or remote. Please refer to the Light Sources section on pages 62-65 for more information.

PROMUS G4JC LED, a plug-in 1.5 watt, 12 volt LED with a choice of Warm or Cool White colour temperatures. Transformer is required.

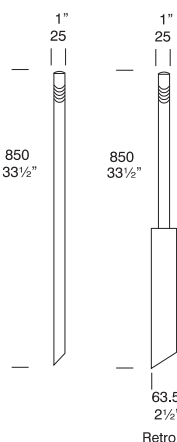
Also suitable for use with a halogen G4 bi-pin 5, 10 or 20 watt halogen lamp (10W max. in the USA) and is supplied with a high quality European lamp.

Lifetime Warranty on Lens Breakage

Accessories: Cable Joint Kit #CJK150, HUNZA Super Spike #SSP/G, RETRO driver / transformer 120/240 volt /R.

Power Supplies: HUNZA LED remote drivers, IG Buriable, or Wall Mount Transformer .

Standards: IP44



Cat. WW and WW/R

### Walkway Lite

The Walkway Lite has a subtle, unobtrusive appearance that allows it to blend into a landscape while providing soft, effective pathway illumination without glare.

This luminaire is equipped with HUNZA's Anti-Syphon (not Retro luminaires) which counters the problem of siphoning of water into the lamp housing.

The luminaire has a frosted glass lens to further reduce glare and is best operated with a 5 watt or 10 watt halogen lamp. Constructed from solid copper with a solid brass elbow and stainless steel grub screws, and is only available in these materials.

HUNZA PURE LED, integrated 1-3 watt system with a Cree high-output chip in Warm White or Cool White colour temperatures. The driver can be either 12 volt integral or remote. Please refer to the Light Sources section on pages 62-65 for more information.

PROMUS G4JC LED, a plug-in 1.5 watt, 12 volt LED with a choice of Warm White or Cool White colour temperatures. Transformer is required.

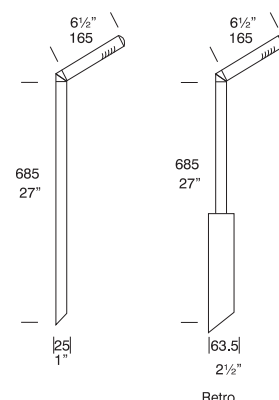
Also suitable for use with a halogen G4 bi-pin 5, 10, 20 watt lamp (10 watt max. in the USA) and is supplied with a high quality European lamp.

Lifetime Warranty on Lens Breakage.

Accessories: Cable Joint Kit #CJK150, HUNZA Super Spike #SSP/G, RETRO driver / transformer 120/240 volt /R.

Power Supplies: HUNZA LED remote drivers, IG Buriable, or Wall Mount Transformer.

Standards: IP44







Cat. TL and TL/R

### Tier Lite

The Tier Lite is designed for illuminating medium level foliage. Mounted on a 700mm (27") pole to provide a soft pool of light suitable for a wide variety of landscape situations.

The luminaire provides 360 degree illumination on a horizontal plane and does not project any vertical light. Available in machined - aluminium (UV powdercoated), natural copper or solid aluminium.

This luminaire is equipped with HUNZA's Anti-Syphon (not Retro luminaires) which counters the problem of siphoning of water into the lamp housing.

There are 2 LED options available for this fixture; HUNZA PURE LED, integrated 6 watt system with a Cree high-output chip in Warm White or Cool White colour temperatures. The driver can be either 12 volt integral or remote. Please refer to the Light Sources section on pages 62-65 for more information.

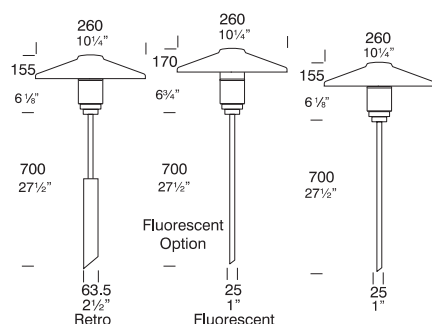
PROMUS G4JC LED, a plug-in 1.5 watt, 12 volt LED with a choice of Warm White or Cool White colour temperatures. Transformer is required.

Also suitable for use with a G4 bi-pin 5, 10 or 20 watt halogen lamp and is supplied with a high quality European lamp.

A 110/240 volt fluorescent option is available, which offers excellent light output, low energy usage and very low heat generation.

Accessories: Cable Joint Kit #CJK150, HUNZA Super Spike #SSP/G, Fluorescent Option #FL, RETRO 120/240 volt driver / transformer /R (changes the luminaire to an IP56 rating).

Power Supplies: HUNZA LED remote drivers, IG Burialable, or Wall Mount Transformer  
Standards: IP56/66



Cat. BL and BL/R

### Border Lite

The Border Lite is ideal for path lighting giving a wide spread of light with no upward projection.

This luminaire has a fully adjustable arm allowing 360 degree rotation and 0-90 degree elevation.

The fixture is solidly constructed from cast aluminium with a UV stable powder coated finish, or machined from solid bronze or 316 stainless steel. The Border Lite has a tempered glass lens and a silicon gasket. The fitting is mounted onto a head, which is secured by a stainless steel grub screw to an 850mm (33") pole.

This luminaire is equipped with HUNZA's Anti-Syphon (not Retro luminaires) which counters the problem of siphoning of water into the lamp housing.

There are 2 LED options available for this fixture; HUNZA PURE LED, integrated 1-3 watt system with a Cree high-output chip in Warm or Cool White colour temperatures. The driver can be either 12 volt integral or remote. Please refer to the Light Sources section on pages 62-65 for more information.

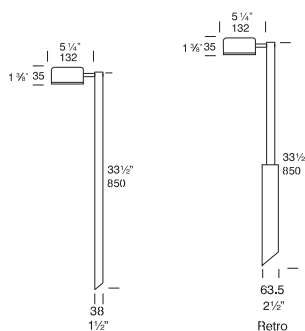
PROMUS G4JC LED, a plug-in 1.5 watt, 12 volt LED with a choice of Warm White or Cool White colour temperatures. Transformer is required.

Also suitable for use with a G4 bi-pin 20 watt lamp and is supplied with a high quality European lamp.

Accessories: Cable Joint Kit #CJK150, RETRO 120/240 volt driver / transformer /R (changes the luminaire to an IP56 rating).

Power Supplies: HUNZA LED remote drivers, IG Burialable, or Wall Mount Transformer

Standards: IP56/66



Cat. BLT and BLT/R

### Border Lite Twin

The Border Lite Twin has two individual heads which can be aimed in different directions, making it ideal for path lighting giving a wide spread of light with no upward projection. Each light has a fully adjustable arm allowing 360 degree rotation and 0-90 degree elevation. The luminaire has a frosted glass lens to further reduce glare.

This fixture is solidly constructed from cast aluminium (UV powder coated), or machined from solid bronze or 316 stainless steel.

This luminaire is equipped with HUNZA's Anti-Syphon (not Retro luminaires) which counters the problem of siphoning of water into the lamp housing.

There are 2 LED options available for this fixture; HUNZA PURE LED, integrated 1-3 watt system with a Cree high-output chip in Warm White or Cool White colour temperatures. The driver can be either 12 volt integral or remote. Please refer to the Light Sources section on pages 62-65 for more information.

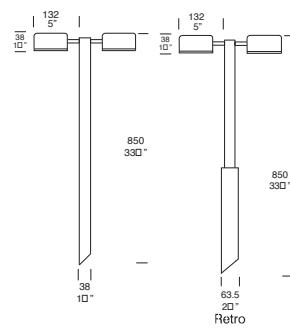
PROMUS G4JC LED, a plug-in 1.5 watt, 12 volt LED with a choice of Warm White or Cool White colour temperatures. Transformer is required.

The Retro, which is a mains option, avoids the need to bury a transformer. The 110/240—12 volt electronic transformer is built into the pole and is a double insulated safety isolating transformer, this changes the luminaire to an IP56 rating.

Accessories: Cable Joint Kit #CJK150, Clear Lens #Cat. LENSBLC, Retro driver / transformer 110/240—12 volt #/R.

Power Supplies: HUNZA LED remote drivers, IG Burialable, or Wall Mount Transformer

Standards: IP56/IP66





Cat. SPL/MH

#### Single Pole Lite Metal Halide

The Single Pole Lite Metal Halide is ideal for path lighting as well as tree lighting, and the head may be aimed downward to eliminate vertical light. The fitting has a single spotlight which can be aimed in any direction as it has a fully adjustable arm allowing 360 degree rotation and 0–90 degree elevation.

Metal Halide lamps are highly energy efficient light sources using less energy and outputting 3-4 times the light of a halogen lamp. This luminaire uses a MR16 GX10 lamp.

The luminaire is machined from solid aluminium (UV powder coated), solid copper or 316 stainless steel.


Accessories: Cable Joint Kit #CJK150, Frosted Lens #Cat. LENSTEPF

Lifetime Warranty on Lens Breakage.

Power Supply: Ballasts built in: 230/240 volt AC 50Hz

Ballasts built in: 120 volt AC 60 Hz (USA/Canada).

Standards: AS/NZS 60598 2.2, IP66 



Cat. TPL/MH

#### Twin Pole Lite Metal Halide

The Twin Pole Lite Metal Halide has two spotlights aimed in two entirely different directions. The fitting has adjustable arms which allow 360 degree rotation and 0–90 degree elevation.

This luminaire is ideal for path lighting as well as tree lighting and the head may be aimed downward to eliminate vertical light.

Metal Halide lamps are highly energy efficient light sources using less energy and outputting 3-4 times the light of a halogen lamp. This luminaire uses a MR16 GX10 20 or 35 watt lamp.

The luminaire is machined from solid aluminium (UV powder coated), solid copper or 316 stainless steel.

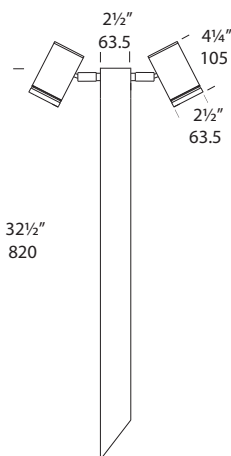
Accessories: Cable Joint Kit #CJK150, Frosted Lens #Cat. LENSTEPF

Lifetime Warranty on Lens Breakage.

Power Supply: Ballasts: Electronic built in 230/240 volt ac 50Hz.

Ballasts built in: 120 volt AC 60 Hz (USA/Canada).

Standards: AS/NZS 60598 2.2, IP66 



Many HUNZA luminaires are designed to be recessed into floors or decks to provide an excellent source of illumination with a very low profile and minimal visibility during the day. These durable fixtures blend unobtrusively into steps, decks, driveways and pathways and are used for a variety of illumination techniques such as uplighting, path lighting and deck lighting. Many of these recessed luminaires use a mounting canister to simplify installation – please check carefully to see if the canister is supplied with the fixture or needs to be specified separately.

# Inground and Recessed

HUNZA Safe Touch 150, with 100w Metal Halide Lamp with Green Fliter





Cat. FLSP



Cat. FLGR



Cat. FLCL



Cat. FLCR



Cat. FLLU



Cat. FLDK

## Floor Lite

The Floor Lite has an 88mm (3½") flange which has an extremely low profile and can be walked upon without damaging the luminaire. There are five flange designs: Clover #FLCL, Grill #FLGR, Louvre #FLLU (45 degree angle), Spot #FLSP (spot also available in copper), Cross #FLCR.

The luminaire is held into the aluminium mounting canister by two 'O' rings that allow the luminaire to be removed for lamp replacement, hence there are no mounting screws in the flange to spoil the aesthetics of the luminaire.

The Floor Lite is machined from 316 stainless steel and has a tempered glass lens with high temperature silicon gaskets. This luminaire is complete with an aluminium mounting canister.

There are 3 LED options available for this fixture;

HUNZA PURE LED, integrated 6 watt system with a Cree high-output chip, a machined alloy reflector, three beam angles, and Warm White or Cool White colour temperatures. The driver can be either 12 volt integral or remote.

PROMUS MR16 LED, a plug-in 6 watt, 12 volt LED lamp, with a choice of 4 beam angles and Warm White or Cool White colour temperatures. Transformer is required.

PROMUS GU10 LED, a plug-in 6 watt, 120/240 volt LED lamp, and Warm or Cool White colour temperatures. No transformer required. Please refer to the Light Sources section on pages 62-65 for more information.

A GU10 option can be specified with a 25 watt lamp. Note that operating temperature does increase and this changes the luminaire to an IP66 rating.

Also suitable for use with a MR16 20 watt halogen lamp and is supplied with a high quality European 5000 hour lamp.

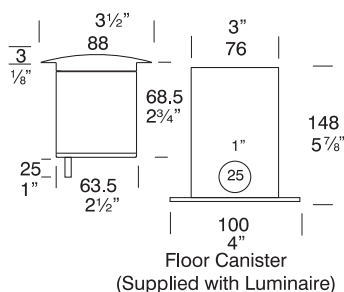
A 110/240 volt fluorescent option is available, which offers excellent light output, low energy usage and very low heat generation. This option changes the luminaire to an IP66 rating.

Lifetime Warranty on Lens Breakage.

Accessories: Cable Joint Kit #CJK150, Frosted Lens #LENSSTEPF, Hex Cell Louvre Adaptor #HCL, Fluorescent Canister PVC #FLUCAN, IR Lamp #/IRC

Power Supplies: HUNZA LED remote drivers, IG Burialable, or Wall Mount Transformer

Standards: CE, EN60598, IP66/68



## Floor Lite Dark Lighter

The Floor Lite Dark Lighter has a lamp that is recessed 50mm (2") below the lens to provide a compact up-lighter with minimal glare. Glare control has been further enhanced by the inclusion of a hex cell louvre and matt black interior. The Dark Lighter version of the Floor Lite has an extremely low profile (3mm or 1/8") and can be walked on without damaging the luminaire.

There are five flange designs available: Spot #SP, Clover #CL, Cross #CR, Grill #GR and Louvre #LU (45 degree angle).

The luminaire is supplied with an aluminium mounting canister. The fixture is held into the aluminium mounting canister by two 'O' rings, which allow easy removal for lamp replacement, hence there are no mounting screws in the flange to spoil the aesthetics of the luminaire.

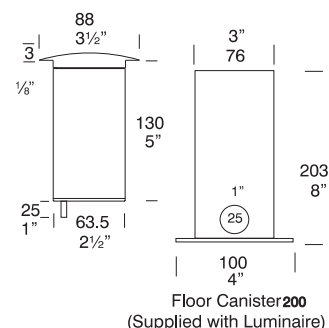
The Floor Lite is machined from stainless steel and has a tempered, stepped glass lens with high temperature silicon gaskets. There is also a solid copper version available.

There are 3 LED options available for this fixture;

HUNZA PURE LED, integrated 6 watt system with a Cree high-output chip, a machined alloy reflector, three beam angles, and Warm or Cool White colour temperatures. The driver can be either 12 volt integral or remote.

PROMUS MR16 LED, a plug-in 6 watt, 12 volt LED lamp, with a choice of 4 beam angles and Warm White or Cool White colour temperatures. Transformer is required.

PROMUS GU10 LED, a plug-in 6 watt, 120/240 volt LED lamp, 2 beam angles, and Warm or Cool White colour temperatures. No transformer required. Please refer to the Light Sources section on pages 62-65 for more information.





Cat. FLDKSQ

A GU10 option can be specified with a 25 watt lamp – note that operating temperature does increase and this changes the luminaire to an IP66 rating.

Also suitable for use with a MR16 20 watt halogen lamp and is supplied with a high quality European 5000 hour lamp.

Lifetime Warranty on Lens Breakage.

Accessories: Cable Joint Kit #CJK150, Frosted Lens #LENSSTEPF, Hex Cell Louvre Adaptor #HCL, Floor Canister 200 #FLCAN200, Fluorescent Canister PVC #FLUCAN, IR Lamp #/IRC

Power Supplies: HUNZA LED remote drivers, IG Buriable, or Wall Mount Transformer

Standards: CE, EN60598, IP66/68 

#### Floor Lite Dark Lighter Square

The Floor Lite Dark Lighter Square has a lamp that is recessed 50mm (2") below the lens to provide a compact up-lighter with minimal glare. Glare control has been further enhanced by the inclusion of a hex cell louvre and matt black interior. The fixture has an extremely low profile (7mm or 1/4") and can be walked on without damaging the luminaire.

There are five flange designs available: Spot #SP (spot also available in copper), Clover #CL, Cross #CR, Grill #GR and Louvre #LU (45 degree angle).

The luminaire is supplied with an aluminium mounting canister. The fixture is held into the aluminium mounting canister by two 'O' rings, which allow easy removal for lamp replacement, hence there are no mounting screws in the flange to spoil the aesthetics of the luminaire.

The Floor Lite is machined from 316 stainless steel and has a tempered, stepped glass lens with high temperature silicon gaskets. There is also a solid copper version available in the spot flange.

There are 3 LED options available for this fixture;

HUNZA PURE LED, integrated 6 watt system with a Cree high-output chip, a machined alloy reflector, three beam angles, and Warm White or Cool White colour temperatures. The driver can be either 12 volt integral or remote.

PROMUS MR16 LED, a plug-in 6 watt, 12 volt LED lamp, with a choice of 4 beam angles and Warm White or Cool White colour temperatures. Transformer is required.

PROMUS GU10 LED, a plug-in 6 watt, 120/240 volt LED lamp, 2 beam angles, and Warm White or

Cool White colour temperatures. No transformer required. Please refer to the Light Sources section on pages 62-65 for more information.

Also suitable for use with a MR16 20 watt halogen lamp and is supplied with a high quality European 5000 hour lamp

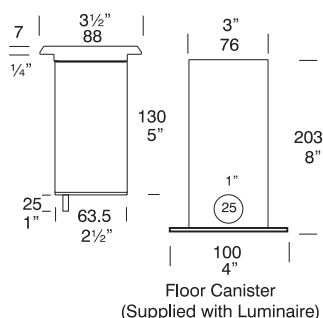
A GU10 option can be specified with a 25 watt lamp – note that operating temperature does increase and this changes the luminaire to an IP66 rating.

Lifetime Warranty on Lens Breakage

Accessories: Cable Joint Kit #CJK150, Frosted Lens #LENSSTEPF, Hex Cell Louvre Adaptor #HCL, Fluorescent Canister PVC #FLUCAN, IR Lamp #/IRC

Power Supplies: HUNZA LED remote drivers, IG Buriable, or Wall Mount Transformer

Standards: CE, EN60598, IP66/68 





Cat. FLSPSQ



Cat. FLCLSQ



Cat. FLCRSQ



Cat. FLGLSQ



Cat. FLUSQ



Cat. DWL

### Floor Lite Square

The Floor Lite Square has an 88mm (3½") flange which has an extremely low profile (3mm or ⅛") and can be walked upon without damaging the luminaire. There are five flange designs: Clover #CL; Grill #GR; Louvre #LU (45 degree angle); Spot #SP (Spot also available in copper); Cross #CR

The luminaire is held into the aluminium mounting canister by two 'O' rings that allow the luminaire to be removed for lamp replacement, hence there are no mounting screws in the flange to spoil the aesthetics of the luminaire.

The Floor Lite Square is machined from 316 stainless steel and has a tempered glass lens with high temperature silicon gaskets. This luminaire is complete with an aluminium mounting canister, heat generated by the lamp.

HUNZA PURE LED, integrated 6 watt system with a Cree high-output chip, a machined alloy reflector, three beam angles, and Warm White or Cool White colour temperatures. The driver can be either 12 volt integral or remote.

PROMUS MR16 LED, a plug-in 6 watt, 12 volt LED lamp, with a choice of 4 beam angles and Warm White or Cool White colour temperatures. Transformer is required.

PROMUS GU10 LED, a plug-in 6 watt, 120/240 volt LED lamp, 2 beam angles, and Warm or Cool White colour temperatures. No transformer required. Please refer to the Light Sources section on pages 62-65 for more information.

A 110/240 volt fluorescent option is available, which offers excellent light output, low energy usage and

very low heat generation. This option changes the luminaire to an IP66 rating.

A GU10 option can be specified with a 25 watt lamp – note that operating temperature does increase and this changes the luminaire to an IP66 rating.

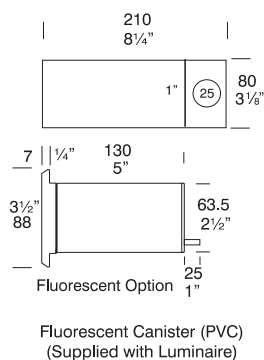
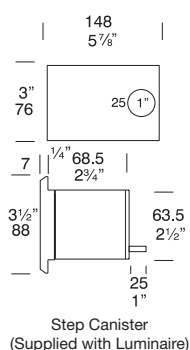
Also suitable for use with a MR16 20 watt halogen lamp and is supplied with a high quality European 5000 hour lamp.

Lifetime Warranty on Lens Breakage.

Accessories: Cable Joint Kit #CJK150, Frosted Lens #LENSSTEPF, Hex Cell Louvre Adaptor #HCL, Fluorescent Canister PVC #FLUCAN, IR Lamp #/IRC

Power Supplies: HUNZA LED remote drivers, IG Burialable, or Wall Mount Transformer

Standards: CE, EN60598, IP66/68



### Driveway Lite

The Driveway Lite is an adjustable uplighter designed for flush mounting with the surface of a driveway, pathway, hotel floors or building foyers. There is no lip to trip over and it can be driven over or walked upon without risk of damage. The lamp can be tilted 20° and rotated 360° without the need to remove the fitting from the canister due to the vandal-resistant, 3-Allen head screw fixing system, which attaches the flange to the body of the luminaire. The supplied mounting canister facilitates ease of installation into concrete or stone.

This luminaire is equipped with HUNZA's Anti-Syphon (not Retro luminaires) which counters the problem of siphoning of water into the lamp housing.

The Driveway Lite has a solid bronze or 316 stainless steel flange with a powder coated black body, a silicon gasket and a flush-fit 10mm (3/8") thick tempered glass lens which stops water pooling and mineral deposits.

HUNZA PURE LED, integrated 6 watt system with a Cree high-output chip, a machined alloy reflector, three beam angles, and Warm or Cool White colour temperatures. The driver can be either 12 volt integral or remote.

PROMUS MR16 LED, a plug-in 6 watt, 12 volt LED lamp, with a choice of 4 beam angles and Warm or Cool White colour temperatures. Transformer is required.

PROMUS GU10 LED, a plug-in 6 watt, 120/240 volt LED lamp, 2 beam angles, and Warm or Cool White colour temperatures. No transformer required. Please refer to the Light Sources section on pages 62-65 for more information.

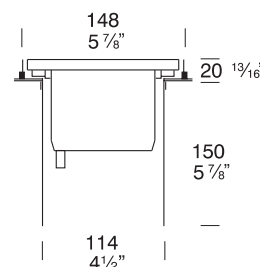
Also suitable for use with a MR16 20 or 35 watt lamp and is supplied with a high quality European 5000 hour lamp.

Lifetime Warranty on Lens Breakage.

Accessories: Cable Joint Kit #CJK150, Frosted Lens #LENSLLF, IR Lamp #/IRC, Hex Cell Retainer #HCR.

Power Supplies: HUNZA LED remote drivers, IG Burialable, or Wall Mount Transformer

Standards: IP66







Cat. LL

#### Lawn Lite

The Lawn Lite is an adjustable uplighter designed for insertion into a lawn or garden bed and can be mowed over without risk of damage. The lamp can be tilted 20° and rotated 360° and features a vandal-resistant, 3-allen head screw fixing system, which attaches the flange to the body of the luminaire.

The Lawn Lite has either a solid bronze, 316 stainless steel, or a UV powder coated aluminium flange, with a powder coated black body, a silicon gasket and a flush-fit 10mm (3/8") thick tempered glass lens which stops water pooling and mineral deposits.

This luminaire is equipped with HUNZA's Anti-Syphon (not Retro luminaires) which counters the problem of siphoning of water into the lamp housing.

HUNZA PURE LED, integrated 6 watt system with a Cree high-output chip, a machined alloy reflector, three beam angles, and Warm White or Cool White colour temperatures. The driver can be either 12 volt integral or remote.

PROMUS MR16 LED, a plug-in 6 watt, 12 volt LED lamp, with a choice of 4 beam angles and Warm White or Cool White colour temperatures. Transformer is required.

PROMUS GU10 LED, a plug-in 6 watt, 120/240 volt LED lamp, 2 beam angles, and Warm or Cool White colour temperatures. No transformer required. Please refer to the Light Sources section on pages 62-65 for more information.

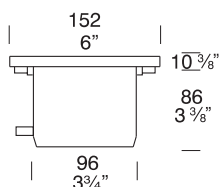
Also suitable for use with MR16 20 or 35 watt lamp and is supplied with a high quality European 5000 hour lamp.

Lifetime Warranty on Lens Breakage.

Accessories: Cable Joint Kit #CJK150, Frosted Lens #LENSLLF, IR Lamp #/IRC, Hex Cell Retainer #HCR

Power Supplies: HUNZA LED remote drivers, IG Burialable, or Wall Mount Transformer

Standards: IP66



Cat. LLDMV

#### Lawn Lite Deck Mount

The Lawn Lite Deck Mount version is an uplighter for installation in timber decks. The lamp can be tilted 20° and rotated 360° and features a vandal-resistant, 3-allen head screw fixing system, which attaches the flange to the body of the luminaire.

The Driveway Lite has a solid bronze or 316 stainless steel flange with a powder coated black body, a silicon gasket and a flush-fit 10mm (3/8") thick tempered glass lens which stops water pooling and mineral deposits.

This luminaire is equipped with HUNZA's Anti-Syphon (not Retro luminaires) which counters the problem of siphoning of water into the lamp housing.

HUNZA PURE LED, integrated 6 watt system with a Cree high-output chip, a machined alloy reflector, three beam angles, and Warm White or Cool White colour temperatures. The driver can be either 12 volt integral or remote.

Note: Deck Lite is not suitable for driving over.

PROMUS MR16 LED, a plug-in 6 watt, 12 volt LED lamp, with a choice of 4 beam angles and Warm White or Cool White colour temperatures. Transformer is required.

PROMUS GU10 LED, a plug-in 6 watt, 120/240 volt LED lamp, 2 beam angles, and Warm or Cool White colour temperatures. No transformer required. Please refer to the Light Sources section on pages 62-65 for more information.

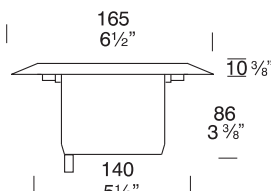
Also suitable for use with MR16 20 or 35 watt lamp and is supplied with a high quality European 5000 hour lamp.

Lifetime Warranty on Lens Breakage.

Accessories: Cable Joint Kit #CJK150, Frosted Lens #LENSLLF, IR Lamp #/IRC, Hex Cell Retainer #HCR

Power Supplies: HUNZA LED remote drivers, IG Burialable, or Wall Mount Transformer

Standards: IP66



Cat. IG111GM

#### Inground 1-11gm

The Inground 1-11gm is a MR16 version of the IG1-11 uplighter that has a fully adjustable gimbal.

The Inground 1-11gm has an integral 120 or 240 volt ac transformer, which is dimmable. It is also available in a 12 volt version for use with a remote power supply.

The luminaire can be driven over at up to 10kph (6 mph) with a maximum vehicle weight of 1500kg (3000lbs). It can also be walked upon without causing damage. The luminaire is supplied with a 'Flush Fit' stepped lens which prevents water pooling and depositing dirt on the lens.

The Inground 1-11gm is supplied complete with a PVC mounting canister. The luminaire has a heavy duty cast aluminium body and a choice of 316 stainless steel or solid bronze flange.

The lamp can be directed up to 45 degrees from horizontal and rotated 360 degrees without the need to remove the fitting from the canister due to the vandal-resistant four allen-head screw fixing system which attaches the flange to the body of the luminaire.

HUNZA PURE LED uses a Cree MT-G chip, a HUNZA driver of either 350, 700 or 1000mA, and a machined alloy reflector with beam angles of 15°, 38° and 60° available. Please refer to the HUNZA PURE LED section on page 8 for more information.

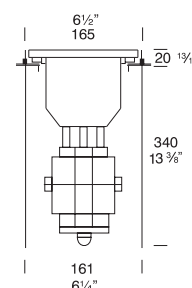
Also suitable for use with MR16 lamps up to 75 watts and is supplied complete with a hex cell louvre and slot for mounting colour and linear spread lenses.

Lifetime Warranty on Lens Breakage.

Accessories: Cable Joint Kit #CJK150, Frosted Lens #LENSAR111F, Protective Grille #IGGRILL, Linear Spread Lens #LENSSPREAD.

Power Supplies: HUNZA LED remote drivers, IG Burialable, or Wall Mount Transformer

Standards: IP66





Cat. IG111



Cat. IG111 (12)



Cat. IG111MH

### Inground 1-11

The Inground 1-11 is an inground up-lighter that sits flush with the level of the ground, driveway, pathway, hotel floors or building foyers, so there is no lip to trip over. The IG1-11 is ideal for lighting large trees, palms, columns and buildings etc.

The luminaire can be driven over (10kph or 6mph max) or walked upon without damaging it. The Luminaire has a 'flush fit' 10mm ( $\frac{3}{8}$ ") thick glass lens which stops water pooling and depositing dirt on the lens.

Solidly constructed from a cast aluminium UV stable powder coated body, with heat dissipation fins to lower operating temperature. The fitting is available with either a solid bronze or 316 stainless steel flange.

The Inground 1-11 is suitable for use with standard halogen and 60W IRC (equivalent to 100w) lamps, which have a range of beam angles from 4 to 45 degrees. It comes complete with its own 120/240 volt ac integral power supply and thermal overload, which is also dimmable. A 12 volt version for use with a remote transformer is also available.

Designed so the lamp can be directed (up to 20 degrees) without the need to remove the luminaire from the canister due to the vandal-resistant 4-allen head screw fixing system which attaches the flange to the body of the luminaire.

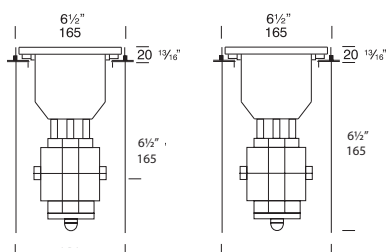
Lifetime Warranty on Lens Breakage.

HUNZA offers a comprehensive range of LED options and we regularly update the technology in line with the latest developments. Please refer to the Light Sources section on pages 62-65 for more information.

Accessories: Cable Joint Kit #CJK150, Frosted Lens #LENSAR111F, Protective Grille #IGGRILL

Power Supply: Integral 110/240 volt transformer, ballast built in 230/240 volt AC 50Hz

Standards: AS/NZS 60598.2.2, UL1598, IP66



### Inground 1-11 (12 volt)

The Inground 1-11 is an inground up-lighter that sits flush with the level of the ground, driveway, pathway, hotel floors or building foyers, so there is no lip to trip over. The IG1-11 is ideal for lighting large trees, palms, columns and buildings etc.

The Inground 1-11 12 volt is suitable for use with 50 and 60 watt lamps which have a range of beam angles from 4 to 45 degrees. The AR1-11 lamp has very low glare output due to the dome covering the halogen capsule. The luminaire can be driven over at 10km/h max (6mph) with a maximum vehicle weight of 1500kg (3000lbs) or walked upon without being damaged. The fixture also has a 'flush fit' 10mm ( $\frac{3}{8}$ ") thick glass lens which stops water pooling and depositing dirt on the lens.

This luminaire is equipped with HUNZA's Anti-Syphon (not Retro luminaires) which counters the problem of siphoning of water into the lamp housing.

Designed so the lamp can be directed (up to 20 degrees) without the need to remove the luminaire from the canister due to the vandal resistant 4-allen head screw fixing system which attaches the flange to the body of the luminaire.

Solidly constructed from a cast aluminium UV stable powder coated body, with heat dissipation fins to lower operating temperature.

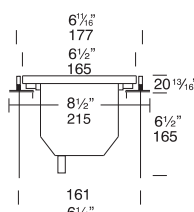
The fitting is available with either a solid bronze or 316 stainless steel flange and is equipped with HUNZA's Anti-Syphon (not Retro luminaires) which counters the problem of siphoning of water into the lamp housing.

Lifetime Warranty on Lens Breakage.

Accessories: Cable Joint Kit #CJK, Frosted Lens #LENSAR111F, Protective Grill #IGGRILL, Linear Spread Lens #LENSSPREAD

HUNZA offers a comprehensive range of LED options and we regularly update the technology in line with the latest developments. Please refer to the Light Sources section on pages 62-65 for more information.

Standards: UL1838, IP66



### Inground 1-11 Metal Halide

The Inground 1-11 Metal Halide uses a 20 or 35 watt MR16 Metal Halide lamp with an integral, electronic ballast. This luminaire is designed to be installed as a flush-mount recessed uplighter and is ideal for use in concrete or stone materials. It is supplied with a canister for easy mounting and provides 360 degree rotation and up to 35 degree elevation adjustment.

The Metal Halide lamp is extremely efficient, using considerably less energy and outputting 3-4 times the light of a halogen lamp. It also has a long 15,000 hour operational life, much higher than the average halogen lamp life.

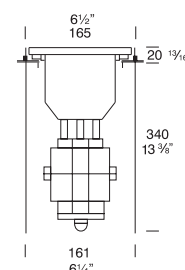
Also suitable for drive over, up to 10 km/h (6 mph), max. vehicle weight 1500kg (3300lb).

Accessories: Cable Joint Kit #CJK150, Frosted Lens #LENSAR111F, Linear Spread Lens #LENSSPREAD.

Power Supply: Ballast built in: 230/240 volt AC 50Hz

Ballast built in: 120 volt AC 60 Hz (USA/Canada).

Standards: AS/NZS 60598.2.2, UL1598, IP66





Cat. FFL

Cat. FFLSQ

### Flush Floor Lite

The Flush Floor Lite has been designed to mount flush with the level of a pathway, hotel floor or a building foyer. The 'Flush Fit' lens stops water pooling and depositing dirt on the lens. There is no lip to trip over and the luminaire can be driven over or walked upon without being damaged.

This fixture is machined from 316 stainless steel or solid copper and comes complete with a stainless steel mounting canister.

The square shape of The Flush Floor Lite Square makes it ideal for mounting in tiled areas. The Flush Floor Lite Square has a 110mm (4 1/4") diameter flange.

There are no holes in the flange to ruin the aesthetics of the luminaire.

There are 3 LED options available for this fixture;

HUNZA PURE LED, integrated 6 watt system with a Cree high-output chip, a machined alloy reflector, three beam angles, and Warm White or Cool White colour temperatures. The driver can be either 12 volt integral or remote.

PROMUS MR16 LED, a plug-in 6 watt, 12 volt LED lamp, with a choice of 4 beam angles and Warm White or Cool White colour temperatures. Transformer is required.

PROMUS GU10 LED, a plug-in 6 watt, 120/240 volt LED lamp, 2 beam angles, and Warm or Cool White colour temperatures. No transformer required. Please refer to the Light Sources section on pages 62-65 for more information.

Also suitable for use with a MR16 20 or 35 watt lamp and is supplied with a high quality European 5000 hour lamp.

Lifetime Warranty on Lens Breakage.

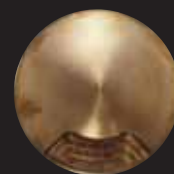
Accessories: Cable Joint Kit #CJK150, Frosted Lens #LENSTEPF, Hex Cell Louvre Adaptor #Cat. HCL, (Note: Supplied as standard for USA/Canada).

Power Supplies: HUNZA LED remote drivers, IG Buriable, or Wall Mount Transformer.

Standards: EN60598, IP68



Cat. PL1



Cat. PL90



Cat. PL2



Cat. PL3



Cat. PL4

### Path Lite

The Path Lite is ideal for lighting flat areas, decks, paved courtyards or edge lighting paths. This luminaire has a low profile (20mm or 3/4" high) and directs light horizontally through a frosted glass lens to reduce glare.

Available with a choice of either 1, 2, 3 or 4 facets depending on the light pattern required. The Path Light 2-facet version may be used as a Step Lite in a wall or fence to shine light up and down.

The luminaire is machined from a solid block of copper or 316 stainless steel.

HUNZA PURE LED, integrated 6 watt system with a Cree high-output chip, a machined alloy reflector, three beam angles, and Warm White or Cool White colour temperatures. The driver can be either 12 volt integral or remote.

A GU10 option can be specified with a 25 watt lamp – note the operating temperature does increase and this changes the luminaire to an IP66 rating.

PROMUS MR16 LED, a plug-in 6 watt, 12 volt LED lamp, with a choice of 4 beam angles and Warm White or Cool White colour temperatures. Transformer is required.

PROMUS GU10 LED, a plug-in 6 watt, 120/240 volt LED

lamp, 2 beam angles, and Warm or Cool White colour temperatures. No transformer required. Please refer to the Light Sources section on pages 62-65 for more information.

For use with a MR16 20 watt lamp and is supplied with a high quality European 5000 hour lamp.

A 110/240 volt fluorescent option is available, which offers excellent light output, low energy usage and very low heat generation. This option changes the luminaire to an IP66 rating. There is also the option of a long-life, low heat LED lamp, suitable for connection to a standard low voltage transformer.

Lifetime Warranty on Lens Breakage.

Accessories:

Cable Joint Kit #CJK150, Deck Canister #DKCAN, Floor Lite Canister #FLCAN, or #CANSS (316 stainless), Fluorescent Option #FL, Fluorescent Canister PVC #FLUCAN, IR Lamp #/IRC

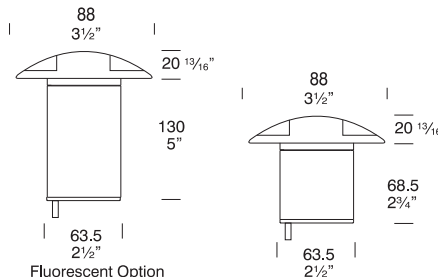
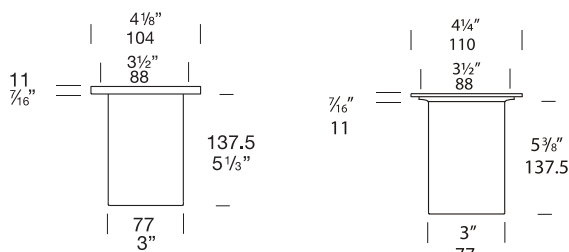
Power Supplies: HUNZA LED remote drivers, IG Buriable, or Wall Mount Transformer.

Standards: IP66/68

Hunza Path Lite Static Load Rating  
(316 Stainless Steel)

Code	Description	Onset of plastic deformation (kN)	Suggested rating
PL1-90 SS	Single Facet	34	3500kg(7716lb)
PL1 SS	Two Facet 180°	26	2650kg(5842lb)
PL2 SS	Two Facet 90°	20	2000kg(4409lb)
PL3 SS	Three Facet	19	1900kg(4189lb)
PL4 SS	Four Facet	17	1700kg(3748lb)

Note: 1 Kilonewton (kN) equals 101.972 Kilograms (kg)







Cat. EPL1



Cat. EPL2



Cat. EPL3



Cat. EPL4

Cat. EPL

#### Surface Mount Path Lite

The Surface Mount Path Lite is ideal for lighting flat areas where a recessed fitting is not suitable. It is especially suited to decks, paved courtyards, and edge lighting paths.

There are 2 LED options available for this fixture;


HUNZA PURE LED, integrated 6 watt system with a Cree high-output chip in Warm or Cool White colour temperatures. The driver can be either 12 volt integral or remote. Please refer to the Light Sources section on pages 62-65 for more information.

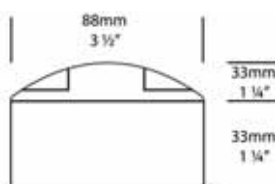
PROMUS G4JC LED, a plug-in 1.5 watt, 12 volt LED with a choice of Warm or Cool White colour temperatures. Transformer is required.

The luminaire comes with a G4 Halogen capsule which is mounted higher allowing for greater projection of horizontal light. This capsule coupled with a frosted Borosilica dome glass lens produces little-to-no glare through 1, 2, 3 or 4 facets. The frosted Borosilica dome glass lens has been developed to prevent dirt, mud, grass clippings or water from entering the optics area, keeping with its IP68 rating. In addition, the glass lens retains the sealing gasket.

Accessories: Cable Joint Kit #CJK150, G9 option.

Power Supplies: HUNZA LED remote drivers, IG Buriable, or Wall Mount Transformer.

Standards: IP68 



#### Euro Path Lite

The Euro Path Lite is designed for use with a MR11 lamp. This luminaire is ideal for lighting flat areas, decks, paved courtyards or edge lighting paths. The Euro Path Lite has a low profile and directs light horizontally through a frosted glass lens to reduce glare. Available with 1, 2, 3 or 4 facets for light to be projected through. The dirt guard has been developed to prevent dirt, mud and grass clippings from entering the optics area.

The Euro Path Lite 2 facet may be used as a Step Lite in a wall or fence, etc. to shine light up and down.

Machined from a solid block of copper or 316 stainless steel, frosted tempered glass lens and high temperature silicon gaskets.

There are 2 LED options available for this fixture;


HUNZA PURE LED, integrated 4 watt system with a Cree high-output chip, a machined alloy reflector and Warm or Cool White colour temperatures. The driver can be either 12 volt integral or remote.

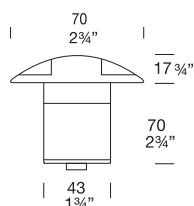
PROMUS MR11 LED, a plug-in 2 watt, 12 volt LED lamp, with a choice of Warm or Cool White colour temperatures. Please refer to the Light Sources section on pages 62-65 for more information.

Accessories: Cable Joint Kit #CJK150, Euro Floor Canister #Cat. Eflcan, Euro Deck Canister #Cat. Edkcan, Euro Lite Canister #Cat. Elcan, Euro Lite Canister 316 stainless steel #Cat. Elcanss, Euro Hex Cell Louvre #Cat. Ehcl.

Available with 1, 2, 3 or 4 facets for light to be projected through. The dirt guard has been developed to prevent dirt, mud and grass clippings from entering the optics area.

Power Supplies: HUNZA LED remote drivers, IG Buriable, or Wall Mount Transformer.

Standards: IP66 





Cat. ST50

### SafeTouch 50

The SafeTouch 50 inground uplighter is a more compact version of the ST150, designed and developed not only to produce optically pure light but also to achieve the lowest possible operating temperatures and energy consumption.

This luminaire is extremely tough, durable and waterproof, making it ideal for installation in public spaces and large-scale projects.

Public safety is the primary objective in the construction of the SafeTouch 50. A revolutionary, new mounting canister substantially increases heat transfer into the ground rather than the luminaire, allowing all exposed surfaces to operate at the coolest possible temperature. This canister provides solid and secure mounting for the luminaire as well as an effortless installation system for the contractor.

The ST50 was designed with energy conservation in mind. SafeTouch 50 metal halide luminaires feature the exclusive use of electronic ballasts to produce minimal heat with maximum energy efficiency and reliability. Electronic ballasts deliver 30% longer lamp life and have a significantly better 'end of life' control of the lamp compared with magnetic ballasts.

The SafeTouch 50 range offers many choices of light source, including metal halide and halogen.

#### Luminaire Construction

**Body:** Cast from virgin, high corrosion resistant, very low copper (0.01%) aluminium alloy, with an anti-corrosion layer, epoxy water-resistant layer and high a UV-resistant polyester powder coat top layer.

**Colour:** Black

**Flange:** The flange is attached to the body by three 316 stainless steel allen-head, vandal-resistant screws with anti-gall threaded inserts and is machined from either solid bronze or 316 stainless steel.

**Flange Dimensions:** 175mm x 6mm (6<sup>7</sup>/<sub>8</sub>" x 1/4")

**Mounting:** The luminaire is supplied with a self-adjusting, heat-dissipating mounting canister designed to be cast in the ground or into concrete. Maximum drive over speed is 10 kph (6 mph) and maximum weight 2000 kg (4400 lb).

**Lens:** Multi-lens system for heat minimisation, using 12mm (1/2") flush-fit, extra clear, low-iron, tempered, shatter-resistant glass.

**Gasket:** Moulded silicon, high temperature 220°C (428°F)

#### Lamp Options:

GU5.3 20, 35 (USA 39), 45 watt IR Halogen Lamp.  
PGJ5 20 or 35 watt ceramic Metal Halide Lamp.

#### Maximum Lens Operating Temperatures

20 watt Metal Halide: 54.0°C (129.0°F)\*

35 watt Metal Halide: 62.5°C (144.0°F)\*

45 watt Halogen IRC: 65.0°C (149.0°F)\*

\*Luminaires are tested in 39°C dry sand for a period of 8 hours. Temperature reading is taken at the centre of the lens.

#### Reflector Angles:

2 x 5 degree (10 degree)

2 x 18 degree (36 degree)

2 x 30 degree (60 degree)

#### Lamp Adjustment:

20 degrees tilt with position lock

360 degrees rotation with position lock.

#### Power Supply:

Electronic Metal Halide Ballast, Potted

Input voltage: 220–240v AC 50Hz. COS 0.98.

Safety EN60926/EN60928/VDE 0712/1422

Harmonics EN61000–3–2

Immunity EN61547

Performance EN60927/EN60929

HUNZA Electronic Transformer (halogen)

Input voltage: 220–240v AC 50Hz COS 0.98

Safety EN61046

EMC EN55015

EN 61046

Z246

VO4156

USA and Canada:

Electronic Metal Halide Ballast

120v AC 50/60Hz

20w ANSI M175

39w ANSI M130

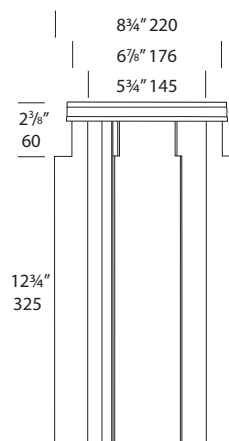
Accessories: Cable Joint Kit #CJK150, Frosted Lens

#ST50FL, Hex Cell Louvre #ST50HCR, Anti-Slip Lens

#ST50AS, Asymmetric Lens #ST50AL, Colour Filters –

Blue, Red, Yellow, Green.

Standards: BS/EN 60598 2.2, IP67, 





Cat. ST150



# Safe Touch 150

The Safe Touch 150 inground uplighter has been designed and developed not only to produce optically pure light but also to achieve the lowest possible operating temperatures and energy consumption.

This luminaire is extremely tough, durable and waterproof, making it ideal for installation in public spaces and large-scale projects.

Public safety is the primary objective in the construction of the SafeTouch 150. A revolutionary, new mounting canister substantially increases heat transfer into the ground rather than the luminaire, allowing all exposed surfaces to operate at the coolest possible temperature. This canister provides solid and secure mounting for the luminaire as well as an effortless installation system for the contractor.

The ST150 was designed with energy conservation in mind. The SafeTouch 150 Metal Halide luminaires feature the exclusive use of electronic ballasts to produce minimal heat with maximum energy efficiency and reliability. Electronic ballasts deliver 30% longer lamp life and have a significantly better 'end of life' control of the lamp compared with magnetic ballasts.

The SafeTouch 150 range offers many choices of light source, including metal halide, mini white son (sodium) and halogen.

## Luminaire Construction:

Body: Cast from virgin, high corrosion resistant, very low copper (0.01%) aluminium alloy, with an anti-corrosion layer, epoxy water-resistant layer and high UV-resistant polyester powder coat top layer. Anti-Syphon fitted. Colour: Black

Flange: The flange is attached to the body by five 316 stainless steel allen-head, vandal-resistant screws with anti-gall threaded inserts and is machined from either Solid Bronze or 316 stainless steel Flange Dimensions: 260mm x 6mm (10 1/4" x 1/4") Flange Finishes: Natural Bronze, High Polish or Machined Finish stainless steel.

Mounting: The luminaire is supplied with a self-

adjusting, heat-dissipating mounting canister designed to be cast in the ground or into concrete. Maximum drive over speed is 10 kph (6 mph) and maximum weight 2000 kg (4400 lb).

Lens: Multi-lens system for heat minimisation, using 12mm (1/2") flush-fit, extra clear, low-iron, tempered, shatter-resistant glass.

Gasket: Moulded silicon, high temperature 220°C (428°F)

## Lamp Options:

G12 35 (USA 39), 70, 150 watt (USA max. 100 watt) Ceramic Metal Halide lamp GX12.1 50 or 100 watt Mini White Son (Sodium) lamp (50 watt not available in USA and Canada) GX8.5 111 35, 70 watt Ceramic Metal Halide lamp GU53 30, 45, 60 watt IR Halogen Lamp

## Maximum Lens Operating Temperatures

35 watt Metal Halide:	46.0°C (115.0°F)*
70 watt Metal Halide:	55.0°C (131.0°F)*
150 watt Metal Halide:	80.0°C (176.0°F)*
50 watt Mini White SON:	49.0 °C (120.0°F)*
100 watt Mini White SON:	65.0 °C (149.0°F)*

\*Luminaires are tested in 39°C dry sand for a period of 8 hours. Temperature reading is taken at the centre of the lens.

## Reflector Angles:

2 x 6 degree (12 degree)
2 x 12 degree (24 degree)
2 x 18 degree (36 degree)
2 x 30 degree (60 degree)

## Lamp Adjustment:

20 degrees tilt with position lock.  
360 degrees rotation with position lock.

## Power Supply:

Electronic Ballasts Metal Halide and Mini White Son (Sodium)

Input voltage: 220–240v AC 50Hz COS 0.98

Safety EN61347–2–1/3–4/2–9

Performance EN60927/EN60929

RFI EN55015/EN55022

Harmonic EN 61547

EMC EN 61547

HUNZA Halogen Electronic Transformer

Input Voltage: 220–240v AC 50Hz COS 0.98

Safety EN61046

EMC EN55015

VO4156

USA and Canada:

## Metal Halide Electronic Ballast:

120–277V AC 50/60Hz

39w ANSI M130,

70w ANSI M98, M143, M139, 150w ANSI M164, M142

Mini White SON Electronic

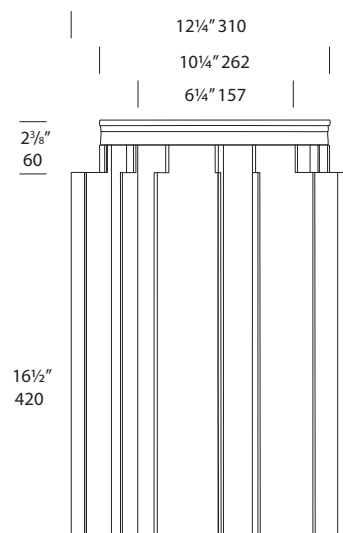
Ballast: 120–277V AC 50/60Hz

100w ANSI S167

## Accessories:

Cable Joint Kit #CJK150, Frosted Lens #ST150FL, Hex Cell Louvre #ST150HCR, Anti-Slip Lens #ST150AS, Asymmetric Lens #ST150AL, Colour Filters – Blue, Red, Yellow, Green.

Standards: BS/EN 60598 2.2, IP67. 



HUNZA step lights blend unobtrusively into steps and wall surfaces and are used for a variety of illumination techniques such as step lighting, path lighting and driveway lighting. Many of these durable, recessed luminaires use a mounting canister to simplify installation – these accessories need to be specified separately.

# Step







Cat. ESL



Cat. ESLS



Cat. SLS

### Euro Step Lite

The Euro Step Lite is an extra-compact luminaire designed for step lighting applications where the fixture needs to be very unobtrusive or concealed.

The Euro Step Lite is designed for recessed mounting into masonry, stone or wood and when the appropriate HUNZA mounting canister is specified there are no visible mounting screws (canisters must be specified when ordering).

Designed with a 69mm (2 3/4") flange, body machined from solid copper or 316 stainless steel, clear tempered glass lenses with high temperature silicon gaskets.

There are 2 LED options available for this fixture;

HUNZA PURE LED, integrated 4 watt system with a Cree high-output chip, a machined alloy reflector and Warm or Cool White colour temperatures. The driver can be either 12 volt integral or remote.

PROMUS MR11 LED, a plug-in 2 watt, 12 volt LED lamp that fits the standard MR11 lampholder, with a choice of Warm White or Cool White colour temperatures. Please refer to the Light Sources section on pages 62-65 for more information.


HUNZA Euro fixtures use a miniature MR11 lamp to achieve the compact dimensions but are still able to provide excellent illumination.

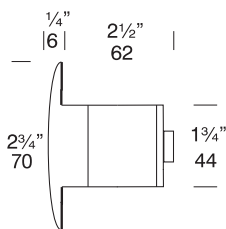
Also suitable for use with a MR11- 5, 10 or 20 watt lamp (10 watt max. in the USA).

Lifetime Warranty on Lens Breakage.

Accessories: Cable Joint Kit #CJK150, Frosted Lens #LENSEURF, Euro Step Lite Canister #ELCAN (aluminium), #ECANSS (316 stainless), Euro Deck Mount Canister #ELDKCAN (for wood).

Power Supplies: HUNZA LED remote drivers, IG Burial, or Wall Mount Transformer.

Standards: IP66 



### Euro Step Lite Solid Eyelid

The Euro Step Lite Solid Eyelid is an extra compact luminaire designed for step lighting applications where the fixture needs to be very unobtrusive or concealed. The eyelid masks two thirds of the lamp, which eliminates all upward light.

HUNZA Euro fixtures use a miniature MR11 lamp to achieve the compact dimensions but are still able to provide excellent illumination.

The Euro Step Lite is designed for recessed mounting into masonry, stone or wood and when the appropriate HUNZA mounting canister is specified there are no visible mounting screws (canisters must be specified when ordering).

Designed with a 69mm (2 3/4") flange, a body machined from solid copper or 316 stainless steel and a clear tempered glass lens with high temperature silicon gaskets.

Suitable for use with a MR11- 5, 10 or 20 watt lamp (10 watt max. in the USA).

There are 2 LED options available for this fixture;


HUNZA PURE LED, integrated 4 watt system with a Cree high-output chip, a machined alloy reflector and Warm White or Cool White colour temperatures. The driver can be either 12 volt integral or remote.

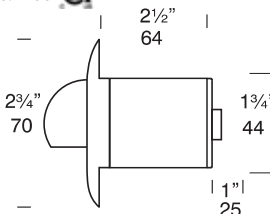
PROMUS MR11 LED, a plug-in 2 watt, 12 volt LED lamp that fits the standard MR11 lampholder, with a choice of Warm White or Cool White colour temperatures. Please refer to the Light Sources section on pages 62-65 for more information.

Lifetime Warranty on Lens Breakage.

Accessories: Cable Joint Kit #CJK150, Frosted Lens #LENSEURF, Euro Step Lite Canister #ELCAN (aluminium), #ECANSS (316 stainless), Euro Deck Mount Canister #ELDKCAN (for wood).

Power Supplies: HUNZA LED remote drivers, IG Burial, or Wall Mount Transformer.

Standards: IP66 



### Step Lite Solid Eyelid

The Step Lite Solid Eyelid is designed for recessed mounting into masonry, stone or wood, providing illumination of exterior steps, paths and paved areas. The eyelid masks the light source, providing excellent glare-free illumination. When a HUNZA mounting canister is used there are no mounting holes in the flange (canisters must be specified when ordering).

The luminaire is machined from solid aluminium (UV powder coated finish), solid copper or 316 stainless steel.

There are 3 LED options available for this fixture;

HUNZA PURE LED, integrated 6 watt system with a Cree high-output chip, a machined alloy reflector, three beam angles, and Warm White or Cool White colour temperatures. The driver can be either 12 volt integral or remote.

PROMUS MR16 LED, a plug-in 6 watt, 12 volt LED lamp, with a choice of 4 beam angles and Warm White or Cool White colour temperatures. Transformer is required.

PROMUS GU10 LED, a plug-in 6 watt, 120/240 volt LED lamp, 2 beam angles, and Warm or Cool White colour temperatures. No transformer required. Please refer to the Light Sources section on pages 62-65 for more information.

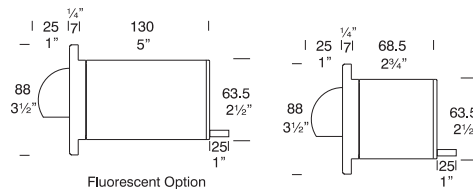
A 110/240 volt fluorescent option is available, which offers low energy usage and very low heat generation (IP66 rating). A GU10 110/240 volt option is also available (25 watt lamp, IP66 rating).

Also suitable for use with a MR16 20 watt lamp and is supplied with a high quality European 5000 hour lamp.

Lifetime Warranty on Lens Breakage.

Power Supply: HUNZA LED remote drivers, IG Burial, or Wall Mount Transformer.

Standards: CE, EN60598, IP66/68 





Cat. SL



Cat. SLSQ

### Step Lite

The Step Lite is designed with a 88mm (2 1/2") flange and recessed body for flush mounting into masonry, stone or wood, providing illumination of steps and low level features, for example, across driveways or exterior paved areas.

When a HUNZA mounting canister is used there are no mounting holes in the flange (this option must be specified when ordering).

The luminaire is machined from solid aluminium (UV powder coated finish), solid copper or 316 stainless steel.

HUNZA PURE LED, integrated 6 watt system with a Cree high-output chip, a machined alloy reflector, three beam angles, and Warm White or Cool White colour temperatures. The driver can be either 12 volt integral or remote.

PROMUS MR16 LED, a plug-in 6 watt, 12 volt LED lamp, with a choice of 4 beam angles and Warm White or Cool White colour temperatures. Transformer is required.

PROMUS GU10 LED, a plug-in 6 watt, 120/240 volt LED lamp, 2 beam angles, and Warm or Cool White colour temperatures. No transformer required. Please refer to the Light Sources section on pages 62-65 for more information.

A GU10 option can be specified with a 25 watt lamp – note that the operating temperature does increase and this changes the luminaire to an IP66 rating.

Also suitable for use with a MR16 20 watt lamp and is supplied with a high quality European 5000 hour lamp.

A 110/240 volt fluorescent option is available, which offers excellent light output, low energy usage and very low heat generation. This option changes the luminaire to an IP66 rating.

Lifetime Warranty on Lens Breakage.

Accessories: Cable Joint Kit #CJK150, Frosted Lens #LENSSTEPF, Hex Cell Louvre Adaptor #HCL, Fluorescent Option #FL, Step Lite Canister #SLCAN, 316 stainless steel #CANSS, Deck Mount Canister #DKCAN (for wood), Internal Stud Canister #SLCAN/INTSTUD, Fluorescent Canister PVC #FLUCAN, IR Lamp #/IRC

Power Supplies: HUNZA LED remote drivers, IG Buriable, or Wall Mount Transformer.

Standards: CE, EN60598, IP66/68



### Step Lite Square

The Step Lite Square is designed with a 88mm (3 1/2") flange and recessed body for flush mounting into masonry, stone or wood, providing illumination of steps and low level features, for example across driveways or exterior paved areas.

When a HUNZA mounting canister is used there are no mounting holes in the flange (canisters must be specified when ordering).

The luminaire is machined from solid aluminium (UV powder coated), solid copper or 316 stainless steel with a clear, tempered, stepped glass lens and high temperature silicon gaskets.

HUNZA PURE LED, integrated 6 watt system with a Cree high-output chip, a machined alloy reflector, three beam angles, and Warm White or Cool White colour temperatures. The driver can be either 12 volt integral or remote.

PROMUS MR16 LED, a plug-in 6 watt, 12 volt LED lamp, with a choice of 4 beam angles and Warm White or Cool White colour temperatures. Transformer is required.

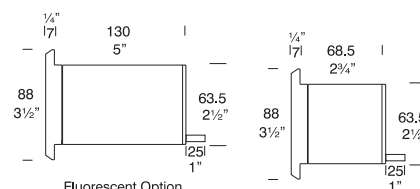
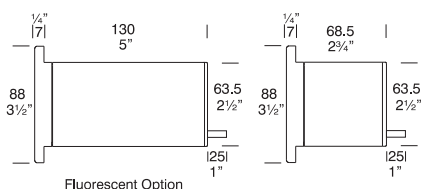
PROMUS GU10 LED, a plug-in 6 watt, 120/240 volt LED lamp with GU10 lampholder, 2 beam angles, and Warm White or Cool White colour temperatures. No transformer required. Please refer to the Light Sources section on pages 62-65 for more information.

A 110/240 volt fluorescent option is available, which offers excellent light output, low energy usage and very low heat generation. This option changes the luminaire to an IP66 rating.

A GU10 option can be specified with a 25 watt lamp—note that operating temperature does increase and this changes the luminaire to an IP66 rating.

Also suitable for use with a MR16 20 watt lamp and is supplied with a high quality European 5000 hour lamp.

Lifetime Warranty on Lens Breakage.






Cat. SLE

Accessories: Cable Joint Kit #CJK150, Frosted Lens #LENSSTEPF, Hex Cell Louvre Adaptor #HCL, Fluorescent Option #FL, Step Lite Canister #SLCAN, 316 stainless steel #CANSS, Deck Mount Canister #DKCAN (for wood), Internal Stud Canister #SLCAN/INTSTUD, Fluorescent Canister PVC #FLUCAN, IR Lamp #/IRC

Power Supplies: HUNZA LED remote drivers, IG Buriable, or Wall Mount Transformer.

Standards: CE, EN60598, IP66/68 

Step Lite Eyelid

The Step Lite Eyelid is designed with a 88mm (3½") flange and recessed body for flush mounting into masonry, stone or wood, providing illumination of steps and low level features, for example exterior paved areas. The eyelid feature eliminates all upward light, providing an excellent glare-free illuminating effect.

When a HUNZA mounting canister is used there are no mounting holes in the flange (canisters must be specified when ordering).

The luminaire is machined from solid aluminium (UV powder coated finish), or solid copper with a clear, tempered, stepped glass lens and high temperature silicon gaskets.

HUNZA PURE LED, integrated 6 watt system with a Cree high-output chip, a machined alloy reflector, three beam angles, and Warm or Cool White colour temperatures. The driver can be either 12 volt integral or remote.

PROMUS MR16 LED, a plug-in 6 watt, 12 volt LED lamp, with a choice of 4 beam angles and Warm or Cool White colour temperatures. Transformer is required.

PROMUS GU10 LED, a plug-in 6 watt, 120/240 volt LED lamp, and Warm or Cool White colour temperatures. No transformer required. Please refer to the Light Sources section on pages 62-65 for more information.

Also suitable for use with a MR16 20 watt lamp and is supplied with a high quality European 5000 hour lamp.


A 110/240 volt fluorescent option is available, which offers excellent light output, low energy usage and very low heat generation. This option changes the luminaire to an IP66 rating.

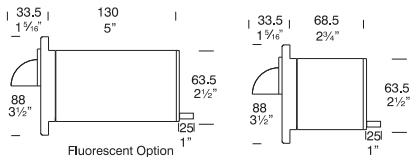
A GU10 option can be specified with a 25 watt lamp—note that operating temperature does increase and this changes the luminaire to an IP66 rating.

Lifetime Warranty on Lens Breakage.

Accessories: Cable Joint Kit #CJK150, Frosted Lens #LENSSTEPF, Hex Cell Louvre Adaptor #HCL, Fluorescent Option #FL, Step Lite Canister #SLCAN, 316 stainless steel #CANSS, Deck Mount Canister #DKCAN (for wood), Internal Stud Canister #SLCAN/INTSTU), Fluorescent Canister PVC #FLUCAN, IR Lamp #/IRC

Power Supplies: HUNZA LED remote drivers, IG Buriable, or Wall Mount Transformer.

Standards: CE, EN60598, IP66/68 





Cat. SLLU



Cat. SLLUSQ

### Step Lite Louvre

The Step Lite Louvre is designed with a 88mm (3½") low-profile flange and recessed body for flush mounting into masonry, stone or wood, providing illumination of steps and low level features, for example exterior paved areas. The 45 degree louvre eliminates all upward light, providing an excellent glare-free illuminating effect.

When a HUNZA mounting canister is used there are no mounting holes in the flange (canisters must be specified when ordering).

The luminaire is machined from a choice of solid copper or 316 stainless steel with a clear, tempered, glass lens and high temperature silicon gaskets.

HUNZA PURE LED, integrated 6 watt system with a Cree high-output chip, a machined alloy reflector, three beam angles, and Warm or Cool White colour temperatures. The driver can be either 12 volt integral or remote.

PROMUS MR16 LED, a plug-in 6 watt, 12 volt LED lamp, with a choice of 4 beam angles and Warm or Cool White colour temperatures. Transformer is required.

PROMUS GU10 LED, a plug-in 6 watt, 120/240 volt LED lamp, and Warm or Cool White colour temperatures. No transformer required. Please refer to the Light Sources section on pages 62-65 for more information.

A 110/240 volt fluorescent option is available, which offers excellent light output, low energy usage and very low heat generation. This option changes the luminaire to an IP66 rating.

Also suitable for use with a MR16 20 watt lamp and is supplied with a high quality European 5000 hour lamp.

A GU10 option can be specified with a 25 watt lamp – note that the operating temperature does increase and this changes the luminaire to an IP66 rating.

Lifetime Warranty on Lens Breakage.

Accessories: Cable Joint Kit #CJK150, Frosted Lens #LENSSTEPF, Hex Cell Louvre Adaptor #HCL, Fluorescent Option #FL, Step Lite Canister #SLCAN, 316 stainless steel #CANSS, Deck Mount Canister #DKCAN (for wood), Internal Stud Canister #SLCAN/INTSTUD, Fluorescent Canister PVC #FLUCAN, IR Lamp #/IRC

Power Supplies: HUNZA LED remote drivers, IG Buriable, or Wall Mount Transformer.

Standards: CE, EN60598, IP66/68



### Step Lite Louvre Square

The Step Lite Louvre Square is designed with a 88mm (3½") low-profile flange and recessed body for flush mounting into masonry, stone or wood, providing illumination of steps and low level features, for exterior paved areas. The 45 degree louvre eliminates all upward light, providing an excellent glare-free illuminating effect.

When a HUNZA mounting canister is used there are no mounting holes in the flange (canisters must be specified when ordering).

The luminaire is machined from a choice of solid copper or 316 stainless steel with a clear, tempered, stepped glass lens and high temperature silicon gaskets.

HUNZA PURE LED, integrated 6 watt system with a Cree high-output chip, a machined alloy reflector, three beam angles, and Warm or Cool White colour temperatures. The driver can be either 12 volt integral or remote.

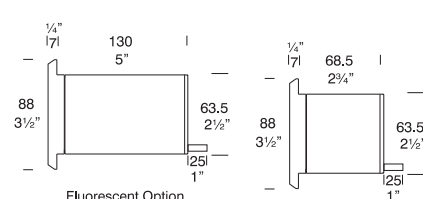
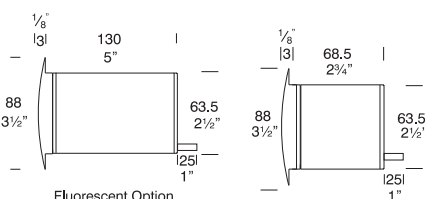
PROMUS MR16 LED, a plug-in 6 watt, 12 volt LED lamp, with a choice of 4 beam angles and Warm White or Cool White colour temperatures. Transformer is required.

PROMUS GU10 LED, a plug-in 6 watt, 120/240 volt LED lamp, 2 beam angles, and Warm or Cool White colour temperatures. No transformer required. Please refer to the Light Sources section on pages 62-65 for more information.

A 110/240 volt fluorescent option is available, which offers excellent light output, low energy usage and very low heat generation. This option changes the luminaire to an IP66 rating.

A GU10 option can be specified with a 25 watt lamp – note that operating temperature does increase and this changes the luminaire to an IP66 rating.

Also suitable for use with a MR16 20 watt lamp and is supplied with a high quality European 5000 hour lamp.








Cat. SLSSQ

## Lifetime Warranty on Lens Breakage

Accessories: Cable Joint Kit #CJK150 , Fluorescent Option 8 watt 240 volt #Cat. FL IP66, Fluorescent Canister, PVC #Cat. FLUCAN, Frosted Lens #Cat. LENSSTEPF, Step Canister #Cat. SLCAN, 316 Stainless Canister for use in lime stone etc. #Cat. CANSS.

Power Supply: HUNZA LED remote drivers, IG Buriable, or Wall Mount Transformer.

Standards: EN60598, IP66/IP68 

## Step Lite Solid Eyelid Square

The Step Lite Solid Eyelid Square is designed with a 88mm (3½") flange and recessed body for flush mounting into masonry, stone or wood, providing illumination of steps and low level features such as exterior paved areas. The eyelid feature eliminates all upward light, providing an excellent glare-free illuminating effect.

When a HUNZA mounting canister is used there are no mounting holes in the flange (canisters must be specified when ordering).

The luminaire is machined from solid aluminium (UV powder coated finish), solid copper or 316 stainless steel with a clear, tempered, stepped glass lens and high temperature silicon gaskets.

HUNZA PURE LED, integrated 6 watt system with a Cree high-output chip, a machined alloy reflector, three beam angles, and Warm or Cool White colour temperatures. Can be used with a 12 volt integral driver.

PROMUS MR16 LED, a plug-in 6 watt, 12 volt LED lamp, with a choice of 4 beam angles and Warm or Cool White colour temperatures. Transformer is required.

PROMUS GU10 LED, a plug-in 6 watt, 120/240 volt LED lamp and Warm or Cool White colour temperatures. No transformer required. Please refer to the Light Sources section on pages 62-65 for more information.

Also suitable for use with a MR16 20 watt lamp and is supplied with a high quality European 5000 hour lamp.

A 110/240 volt fluorescent option is available, which offers excellent light output, low energy usage and very low heat generation. This option changes the luminaire to an IP66 rating.

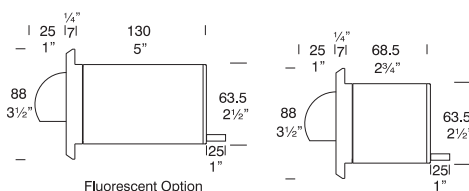
A GU10 option can be specified with a 25 watt lamp – note that operating temperature does increase and this changes the luminaire to an IP66 rating.

## Lifetime Warranty on Lens Breakage.

Accessories: Cable Joint Kit #CJK150, Frosted Lens #LENSSTEPF, Hex Cell Louvre Adaptor #HCL, Fluorescent Option #FL, Step Lite Canister #SLCAN, 316 stainless steel #CANSS, Deck Mount Canister #DKCAN (for wood), Internal Stud Canister #SLCAN/INTSTUD, Fluorescent Canister PVC #FLUCAN, IR Lamp #/IRC

Power Supply: HUNZA LED remote drivers, IG Buriable, or Wall Mount Transformer.

Standards: CE, EN60598, IP66/68 



HUNZA outdoor wall lights are designed for mounting to the side of buildings or vertical surfaces in order to highlight the wall structure and texture or provide an elevated position for illumination of specific features or areas. These durable, wall mounted lights can be supplied either for connection to a remote transformer/driver or with an integral 120/240 volt Retro Wall transformer/driver for situations where the use of a remote transformer/driver is not practical.

Wall Mount



Cat. BLWS and BLWS/R

### Border Lite Wall Spot

The Border Lite Wall Spot is a wall-mounted luminaire with a fully adjustable head allowing for 360 degree rotation and 0–90 degree elevation. This makes the luminaire ideal for wash-lighting on pillars, columns or walls.

The luminaire is cast from virgin high corrosion-resistant low copper aluminium (UV powder coated), solid bronze or 316 stainless steel with a clear, tempered flush glass lens and high temperature silicon gasket.

HUNZA PURE LED, integrated 1-3 watt system with a Cree high-output chip in Warm or Cool White colour temperatures. The driver can be either 12 volt integral or remote. Please refer to the Light Sources section on pages 62-65 for more information.

PROMUS G4JC LED, a plug-in 1.5 watt, 12 volt LED with a choice of Warm or Cool White colour temperatures. Transformer is required.

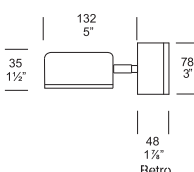
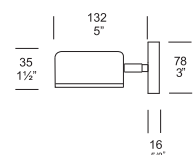
The Retro is a 110/240-12 ac mains option suited to installation where mounting a transformer is a problem, e.g. a brick wall where there is only a cable protruding out of the wall and it is not an option to recess the transformer. The base increases in size to accommodate the encapsulated dimmable transformer.

Lifetime Warranty on Lens Breakage.

Accessories: Clear Lens #Cat. LENSBLCL, Retro™ transformer 110/240-12 volt #Cat. /R

Power Supplies: HUNZA LED remote drivers, IG Burialable, or Wall Mount Transformer. Retro Option #/R – Integral 120/240 Volt 75 watt Electronic Transformer or Driver.

Standards: IP66



Cat. EWS and EWS/R

### Euro Wall Spot

The Euro Wall Spot is a wall-mounted, compact MR11 luminaire with a fully adjustable head allowing 360° rotation and 0–90° elevation. Machined from solid copper or 316 stainless steel, with a clear, tempered, glass lens, high temperature silicon gaskets and integral hex cell louvre. The Euro Wall Spot has a 60mm (3" in the USA) diameter mounting base.

Available in 12 volt or with a built-in 110 or 240 volt Retro driver / transformer. The Retro 110/240 volt option makes it easy to replace an existing fixture and is ideal for situations where transformer placement is difficult. The base depth increases to 48mm (1 7/8") to enclose a potted IP66 dimmable transformer. All USA Retro wall mount fixtures are supplied with a wide backplate designed to suit a standard 3/0 or 4/0 junction box (this plate must be ordered separately for non-Retro fixtures – /WBAP).

HUNZA PURE LED, integrated 4 watt system with a Cree high-output chip, a machined alloy reflector and Warm or Cool White colour temperatures. The driver can be either 12 volt integral or remote.

PROMUS MR11 LED, a plug-in 2 watt, 12 volt LED lamp that fits the standard MR11 lampholder, with a choice of Warm or Cool White colour temperatures. Please refer to the Light Sources section on pages 62-65 for more information.

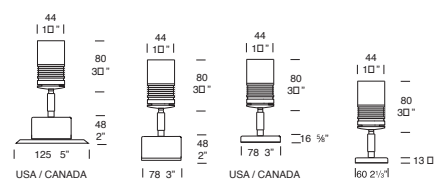
Also suitable for use with MR11 5, 10 or 20 watt lamp (10W max. in the USA).

Lifetime Warranty on Lens Breakage.

Accessories: Cable Joint Kit #CJK150, Wall Box Adaptor Plate #/WBAP, Frosted Glass Lens #LENSEURF.

Power Supplies: HUNZA LED remote drivers, IG Burialable, or Wall Mount Transformer. Retro Option #/R – Integral 120/240 Volt 75 watt Electronic Transformer or Driver.

Standards: AS/NZ61046, IP66



Cat. WS and WS/R

### Wall Spot

The Wall Spot is a wall-mounted luminaire with a fully adjustable head allowing 360° rotation and 0–90° elevation. Machined from solid aluminium (UV powder coated finish), solid copper or 316 stainless steel.

Available in 12 volt or with a built-in 110 or 240 volt Retro driver / transformer. The Retro 110/240 volt option makes it easy to replace an existing fixture and is ideal for situations where transformer placement is difficult. The base depth increases to 48mm (1 7/8") to enclose a potted IP66 dimmable transformer. All USA Retro wall mount fixtures are supplied with a wide backplate designed to suit a standard 3/0 or 4/0 junction box (this plate must be ordered separately for non-Retro fixtures—/WBAP).

HUNZA PURE LED, integrated 6 watt system with a Cree high-output chip, a machined alloy reflector, three beam angles, and Warm or Cool White colour temperatures. The driver can be either 12 volt integral or remote.

PROMUS MR16 LED, a plug-in 6 watt, 12 volt LED lamp, with a choice of 4 beam angles and Warm White or Cool White colour temperatures. Transformer is required.

PROMUS GU10 LED, a plug-in 6 watt, 120/240 volt LED lamp and Warm or Cool White colour temperatures. No transformer required. Please refer to the Light Sources section on pages 62-65 for more information.

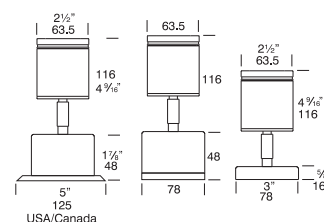
Also suitable for use with MR16 – 20 or 35 watt lamp and is supplied with a high quality European 5000-hour lamp.

Lifetime Warranty on Lens Breakage

Accessories: Cable Joint Kit #CJK150, Wall Box Adaptor Plate #/WBAP, Frosted Glass Lens #LENSSSTEPF, Glare Guard #GG, Hex Cell Louvre Adaptor #HCL, IR Lamp #/IRC.

Power Supplies: HUNZA LED remote drivers, IG Burialable, or Wall Mount Transformer. Retro Option #/R – Integral 120/240 Volt 75 watt Electronic Transformer or Driver.

Standards: CE, EN60598, AS/NZ61046, IP66







Cat. WS/MH



Cat. PIL and PIL/R



Cat. EPIL and EPIL/R

### Wall Spot Metal Halide

The Wall Spot Metal Halide uses a 20 or 35 watt MR16 Metal Halide lamp with an integral, electronic ballast. This luminaire has been designed to be easily mounted on a wall and provide directional light for pathways and structural elements of a building.

The Wall Spot Metal Halide has a fully adjustable head allowing 360 degree rotation and 0-90 degree elevation adjustment.

The Metal Halide lamp is extremely efficient, using considerably less energy and outputting 3-4 times the light of a halogen lamp. It also has a long 12,000 hour operational life, much higher than the average halogen lamp life.

Highly durable construction, machined components, hand assembled solid copper, 316 stainless steel or powder coated aluminium (10 standard colours).

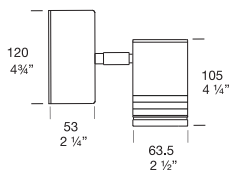
Lifetime Warranty on Lens Breakage.

Accessories: Frosted Lens #LENSSTEPF

Power Supply: Ballast built in: 230/240 volt AC 50Hz

Ballast built in: 120 volt AC 60 Hz (USA/Canada)

Standards: AS/NZS 60598.2.2, IP66



### Pillar Lite

The Pillar Lite illuminates both upwards and downwards, giving columns, gateway pillars and entrances a dramatic effect. Machined from solid aluminium (UV powder coated), solid copper or 316 stainless steel with a clear, tempered, stepped glass lens and high temperature silicon gaskets.

Available in 12 volt or with a built-in 110 or 240 volt Retro driver / transformer. Please refer to the Wall Spot for further information on the Retro option.

HUNZA PURE LED, integrated 6 watt system with a Cree high-output chip, a machined alloy reflector, three beam angles, and Warm White or Cool White colour temperatures. The driver can be either 12 volt integral or remote.

PROMUS MR16 LED, a plug-in 6 watt, 12 volt LED lamp, with a choice of 4 beam angles and Warm White or Cool White colour temperatures. Transformer is required.

PROMUS GU10 LED, a plug-in 6 watt, 120/240 volt LED lamp and Warm or Cool White colour temperatures. No transformer required. Please refer to the Light Sources section on pages 62-65 for more information.

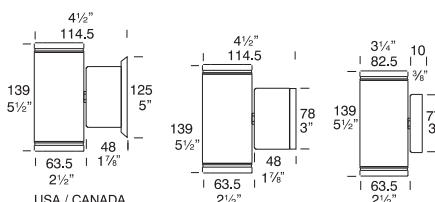
Also suitable for use with MR16 2 x 20 watt lamps and is supplied with high quality European 5000-hour lamps.

Lifetime Warranty on Lens Breakage.

Accessories: Cable Joint Kit #CJK150, Wall Box Adaptor Plate #/WBAP, Frosted Glass Lens #LENSSTEPF, Glare Guard #GG, Hex Cell Louvre Adaptor #HCL, IR Lamp #/IRC.

Power Supplies: HUNZA LED remote drivers, IG Buriable, or Wall Mount Transformer. Retro Option #/R - Integral 120/240 volt 75 watt Electronic Transformer.

Standards: AS/NZ61046, IP66



USA / CANADA

### Euro Pillar

The Euro Pillar is a wall-mounted luminaire with both up and down illumination to provide a dramatic, wash-lighting effect on tall walls and columns.

Euro fixtures use a miniature MR11 lamp to achieve a contemporary, discreet appearance but are still able to provide excellent illumination.

The luminaire is machined from solid copper or 316 stainless steel.

HUNZA PURE LED, integrated 4 watt system with a Cree high-output chip, a machined alloy reflector and Warm White or Cool White colour temperatures. The driver can be either 12 volt integral or remote.

PROMUS MR11 LED, a plug-in 2 watt, 12 volt LED lamp with a choice of Warm or Cool White colour temperatures. Please refer to the Light Sources section on pages 62-65 for more information.

Available in 12 volt or with a built-in 110 or 240 volt Retro driver / transformer. The Retro is a 110/240 volt option suited to an installation where mounting a transformer is a problem or when replacing an existing fixture. The base depth increases to 48mm (1 7/8") to accommodate the encapsulated IP66 dimmable transformer.

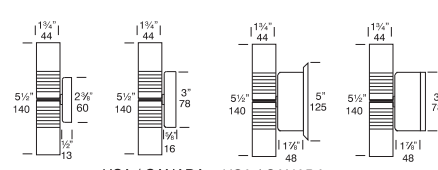
All USA Retro wall mount fixtures are supplied with a wide backplate designed to suit a standard 3/0 or 4/0 junction box (this plate must be ordered separately for non-Retro fixtures - /WBAP).

Lifetime Warranty on Lens Breakage.

Accessories: Cable Joint Kit #CJK150, Wall Box Adaptor Plate #/WBAP, Frosted Glass Lens #LENSEURF.

Power Supply: HUNZA LED remote drivers, IG Buriable, or Wall Mount Transformer. Retro Option #/R - Integral 120/240 volt 75 watt Electronic Transformer or Driver.

Standards: AS/NZ61046, IP66



USA / CANADA USA / CANADA





Cat. TLWM and TLWM/R



Cat. PGL and PGL/R



Cat. PILPGL and PILPGL/R

#### Tier Lite Wall Mount

The Tier Lite Wall Mount is a wall-mountable version of the Tier Lite. This luminaire provides 360 degree illumination on a horizontal plane, without projecting any vertical light and is ideal for lighting areas such as porches or entrance ways.

The Tier Lite Wall Mount is available in 316 stainless steel, copper and powder-coated aluminium and comes standard with a 260mm hood.

HUNZA PURE LED, integrated 6 watt system with a Cree high-output chip in Warm or Cool White colour temperatures. The driver can be either 12 volt integral or remote. Please refer to the Light Sources section on pages 62-65 for more information.

PROMUS G4JC LED, a plug-in 1.5 watt, 12 volt LED with a choice of Warm or Cool White colour temperatures. Transformer is required.

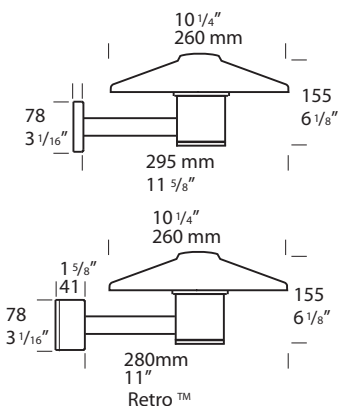
The Retro™ is a 110/240-12 ac mains option suited to an installation where mounting a transformer is a problem, e.g. a brick wall where there is only the cable protruding out of the wall and it is not an option to recess the transformer or when replacing an existing light fitting. The base size increases in size to accommodate the encapsulated IP66 dimmable transformer.

Lifetime Warranty on Lens Breakage.

Accessories: Cable Joint Kit #CJK150, Fluorescent Option #FL, Wall Box Adaptor Plate #WBAP, Frosted Lens #LENSSTEPF

Power Supply: HUNZA LED remote drivers, IG Buriable, or Wall Mount Transformer. Retro Option 110 / 240-12 volt ac electronic driver / transformer built into the Retro base. Dimmable with a suitable dimmer.

Standards: UL1838, IP66



#### Pagoda Lite

The Pagoda Lite is a wall-mounted luminaire that provides non-directional lighting, ideal for illumination of areas such as porches or entrance ways. Machined from solid aluminium (UV powder coated), solid copper or 316 stainless steel with a high UV-stable polycarbonate lens with stainless anti-glare mesh and high temperature silicon gaskets.

There are 2 LED options available for this fixture;

HUNZA PURE LED, integrated 6 watt system with a Cree high-output chip in Warm White or Cool White colour temperatures. The driver can be either 12 volt integral or remote. Please refer to the Light Sources section on pages 62-65 for more information.

PROMUS G4JC LED, a plug-in 1.5 watt, 12 volt LED with a choice of Warm White or Cool White colour temperatures. Transformer is required.

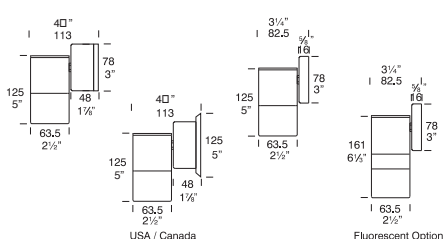
Available in 12 volt or with a built-in 110 or 240 volt Retro driver / transformer. The Retro 110/240 volt option makes it easy to replace an existing fixture and is ideal for situations where transformer placement is difficult. The base depth increases to 48mm (17/8") to enclose a potted IP66 dimmable transformer. All USA Retro wall mount fixtures are supplied with a wide backplate designed to suit a standard 3/0 or 4/0 junction box (this plate must be ordered separately for non-Retro fixtures—/WBAP).

Also suitable for use with G4 bi-pin 5, 10 or 20 watt lamps and is supplied with a high quality European lamp.

Accessories: Cable Joint Kit #CJK150, Wall Box Adaptor Plate #WBAP, Opaque Lens #LENSBOLOP.

Power Supplies: HUNZA LED remote drivers, IG Buriable, or Wall Mount Transformer. Retro Option #/R—Integral 120/240 volt 75 watt Electronic Transformer.

Standards: AS/NZ61046, IP66



#### Pillar Pagoda Lite

The Pillar Pagoda Lite has a G4 and a MR16 lamp. The G4 lamp can be used to produce a general lighting effect, while the MR16 may be used for uplighting or downlighting.

The luminaire is machined from solid aluminium (UV powder coated), solid copper or 316 stainless steel with a clear, tempered, stepped glass lens and high temperature silicon gaskets.

There are 2 LED options available for this fixture;

HUNZA PURE LED, integrated 6 watt system with a Cree high-output chip in Warm or Cool White colour temperatures. The driver can be either 12 volt integral or remote. Please refer to the Light Sources section on pages 62-65 for more information.

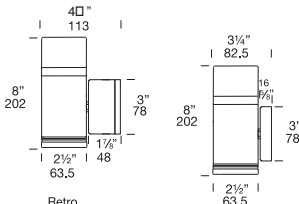
PROMUS G4JC LED, a plug-in 1.5 watt, 12 volt LED with a choice of Warm or Cool White colour temperatures. Transformer is required.

The Retro is a 110/240-12 ac mains option suited to an installation where mounting a transformer is a problem, e.g. a brick wall where there is only the cable protruding out of the wall and it is not an option to recess the transformer or when replacing an existing light fitting. The base size increases in size to accommodate the encapsulated IP66 dimmable transformer.

Accessories: Cable Joint Kit #CJK150 , Retro Transformer 110/240-12 volt #Cat. /R, Wall Box Adaptor Plate USA /Canada #Cat. WBAP 12 volt luminaire, Opaque Lens Cat. #LENSBOLOP, Frosted Pillar Lens #Cat. LENSSTEPF, Glare Guard #Cat. GG, Hex Cell Louvre Adaptor #Cat. HCL

Power Supply: HUNZA LED remote drivers, IG Buriable, or Wall Mount Transformer. Retro Option 110/240-12 volt ac silicon encapsulated electronic transformer built into the Retro base. Dimmable with a suitable dimmer.

Standards: IP66, AS/NZS61046





Cat. PGL/PGL and PGL/PGL/R

### Pagoda Pagoda Lite

The Pagoda Pagoda Lite has two G4 lamps, which produce a general lighting effect. This luminaire is not for directional lighting. The lens is manufactured from high quality UV stable polycarbonate with stainless anti-glare mesh.

The luminaire is machined from solid aluminium (UV powder coated), solid copper or 316 stainless steel with a clear, tempered, stepped glass lens and high temperature silicon gaskets.

There are 2 LED options available for this fixture;

HUNZA PURE LED, integrated 2x 6 watt system with a Cree high-output chip in Warm or Cool White colour temperatures. The driver can be either 12 volt integral or remote. Please refer to the Light Sources section on pages 62-65 for more information.

PROMUS G4JC LED, a plug-in 1.5 watt, 12 volt LED with a choice of Warm or Cool White colour temperatures. Transformer is required.

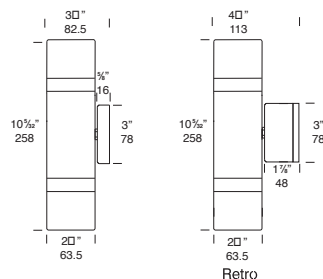
The Retro is a 110/240-12 ac mains option suited to an installation where mounting a transformer is a problem, e.g. a brick wall where there is only the cable protruding out of the wall and it is not an option to recess the transformer or when replacing an existing light fitting. The base size increases in size to accommodate the encapsulated IP66 dimmable transformer.

Lifetime Warranty on Lens Breakage.

Accessories: Cable Joint Kit #CJK150, Wall Box Adaptor Plate #WBAP, Opaque Lens #LENSBOLOP.

Power Supply: HUNZA LED remote drivers, IG Burialable, or Wall Mount Transformer. Retro Option #/R – Integral 120/240 volt 75 watt Electronic Transformer or Driver.

Standards: AS/NZ61046, IP66



Cat. TWS and TWS/R

### Twin Wall Spot

The Twin Wall Spot is a wall-mounted luminaire with two fully adjustable heads, each allowing 360° rotation and 0–90° elevation. Machined from solid aluminium (UV powder coated finish), solid copper or 316 stainless steel.

Lifetime Warranty on Lens Breakage.

HUNZA PURE LED, integrated 6 watt system with a Cree high-output chip, a machined alloy reflector, three beam angles, and Warm or Cool White colour temperatures. The driver can be either 12 volt integral or remote.

PROMUS MR16 LED, a plug-in 6 watt, 12 volt LED lamp, with a choice of 4 beam angles and Warm or Cool White colour temperatures. Transformer is required.

PROMUS GU10 LED, a plug-in 2x 6 watt, 120/240 volt LED lamp and Warm or Cool White colour temperatures. No transformer required. Please refer to the Light Sources section on pages 62-65 for more information.

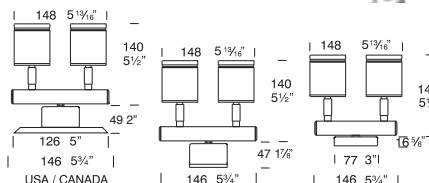
Available in 12 volt or with a built-in 110 or 240 volt Retro driver / transformer. The Retro 110/240 volt option makes it easy to replace an existing fixture and is ideal for situations where transformer placement is difficult. The base depth increases to 48mm (17/8") to enclose a potted IP66 dimmable transformer. All USA Retro wall mount fixtures are supplied with a wide backplate designed to suit a standard 3/0 or 4/0 junction box (this plate must be ordered separately for non-Retro fixtures – /WBAP).

Also suitable for use with MR16 – 20 or 35 watt lamps and is supplied with high quality European 5000-hour lamps.

Accessories: Cable Joint Kit #CJK150, Wall Box Adaptor Plate #WBAP, Frosted Glass Lens #LENSSTEPF, Glare Guard #GG, Hex Cell Louvre Adaptor #HCL, IR Lamp #/IRC

Power Supplies: HUNZA LED remote drivers, IG Burialable, or Wall Mount Transformer. Retro Option #/R – Integral 120/240 volt 75 watt Electronic Transformer or Driver.

Standards: CE, EN60598, AS/NZ61046, IP66



Cat. ETWS and ETWS/R

### Euro Twin Wall Spot

The Euro Wall Spot is a wall-mounted, compact MR11 luminaire with two fully adjustable heads allowing 360° rotation and 0–90° elevation. Machined from solid copper or 316 stainless steel, with clear, tempered, glass lenses, high temperature silicon gaskets and integral hex cell louvres. The Euro Twin Wall Spot has a 60mm (3" in the USA) diameter mounting base.

There are 2 LED options available for this fixture;

HUNZA PURE LED, integrated 2x 4 watt system with a Cree high-output chip, a machined alloy reflector and Warm or Cool White colour temperatures. The driver can be either 12 volt integral or remote.

PROMUS MR11 LED, a plug-in 2 watt, 12 volt LED lamp with a choice of Warm or Cool White colour temperatures. Please refer to the Light Sources section on pages 62-65 for more information.

Available in 12 volt or with a built-in 110 or 240 volt Retro driver / transformer. The Retro 110/240 volt option makes it easy to replace an existing fixture and is ideal for situations where transformer placement is difficult. The base depth increases to 48mm (17/8") to enclose a potted IP66 dimmable transformer. All USA Retro wall mount fixtures are supplied with a wide backplate designed to suit a standard 3/0 or 4/0 junction box (this plate must be ordered separately for non-Retro fixtures – /WBAP).

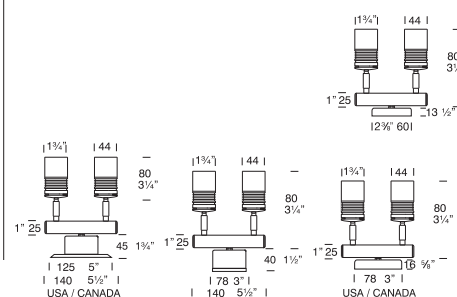
Also suitable for use with MR11 – 2 x 5, 10 or 20 watt lamp (10W max. in the USA).

Lifetime Warranty on Lens Breakage.

Accessories : Cable Joint Kit #CJK150, Wall Box Adaptor Plate #WBAP, Frosted Glass Lens #LENSEURF.

Power Supplies: HUNZA LED remote drivers, IG Burialable, or Wall Mount Transformer. Retro Option #/R – Integral 120/240 volt 75 watt Electronic Transformer or Driver.

Standards: AS/NZ61046, IP66





Cat. EDL and EDL/R

#### Euro Wall Down Lite

The Euro Wall Down Lite is a wall mounted, compact MR11 luminaire with a fixed head to give a dramatic wash-lighting effect on walls – it can be directed either downwards or upwards. Machined from solid copper or 316 stainless steel.

Lifetime Warranty on Lens Breakage.

HUNZA PURE LED, integrated 4 watt system with a Cree high-output chip, a machined alloy reflector and Warm or Cool White colour temperatures. The driver can be either 12 volt integral or remote.

PROMUS MR11 LED, a plug-in 2 watt, 12 volt LED lamp with a choice of Warm or Cool White colour temperatures. Please refer to the Light Sources section on pages 62-65 for more information.

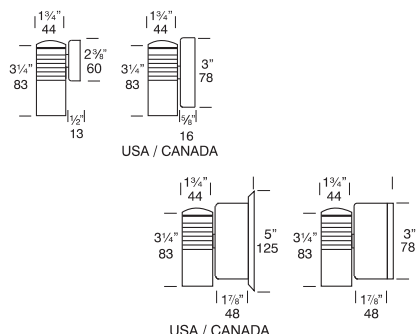
Available in 12 volt or with a built-in 110 or 240 volt Retro driver / transformer. The Retro 110/240 volt option makes it easy to replace an existing fixture and is ideal for situations where transformer placement is difficult. The base depth increases to 48mm (17/8") to enclose a potted IP66 dimmable transformer. All USA Retro wall mount fixtures are supplied with a wide backplate designed to suit a standard 3/0 or 4/0 junction box (this plate must be ordered separately for non-Retro fixtures – /WBAP).

Also suitable for use with a MR11 – 5, 10 or 20 watt lamp (10W max. in the USA).

Accessories: Cable Joint Kit #CJK150, Wall Box Adaptor Plate #/WBAP, Frosted Glass Lens #LENSEURF.

Power Supplies: HUNZA LED remote drivers, IG Buriable, or Wall Mount Driver / Transformer. Retro Option #/R – Integral 120/240 volt 75 watt Electronic Driver / Transformer.

Standards: AS/NZ61046, IP66



Cat. DL and DL/R

#### Wall Down Lite

The Wall Down Lite is a wall-mounted luminaire with a fixed head to give a dramatic wash-lighting effect on walls – it can be directed either downwards or upwards. Machined from solid aluminium (UV powder coated), solid copper or 316 stainless steel with a clear, tempered, stepped glass lens and high temperature silicon gaskets.

There are 3 LED options available for this fixture;

HUNZA PURE LED, integrated 6 watt system with a Cree high-output chip, a machined alloy reflector, three beam angles, and Warm or Cool White colour temperatures. The driver can be either 12 volt integral or remote.

PROMUS MR16 LED, a plug-in 6 watt, 12 volt LED lamp, with a choice of 4 beam angles and Warm White or Cool White colour temperatures. Transformer is required.

PROMUS GU10 LED, a plug-in 6 watt, 120/240 volt LED lamp, and Warm or Cool White colour temperatures. No transformer required. Please refer to the Light Sources section on pages 62-65 for more information.

Available in 12 volt or with a built-in 110 or 240 volt Retro driver / transformer. Please refer to the Wall Spot for further information on the Retro option.

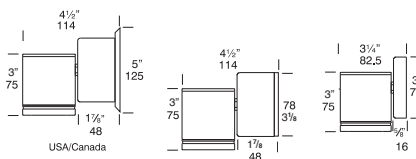
Also suitable for use with a MR16 20 watt lamp and is supplied with a high quality European 5000-hour lamp.

Lifetime Warranty on Lens Breakage.

Accessories : Cable Joint Kit #CJK150, Wall Box Adaptor Plate #/WBAP, Frosted Glass Lens #LENSTEPF, Glare Guard #GG, Hex Cell Louvre Adaptor #HCL, IR Lamp #/IRC.

Power Supplies: HUNZA LED remote drivers, IG Buriable, or Wall Mount Driver / Transformer. Retro Option #/R – Integral 120/240 Volt 75 watt Electronic Transformer.

Standards: CE, EN60598, AS/NZ61046, IP66



Cat. DL/MH

#### Down Lite Metal Halide

The Down Lite Metal Halide uses a 20 or 35 watt MR16 Metal Halide lamp with an integral, electronic ballast. This luminaire is easily mounted on a wall and provides a wash-lighting effect on the wall surface, either upwards or downwards, to highlight the surface texture or architectural features. The Down Lite Metal Halide has a fixed head.

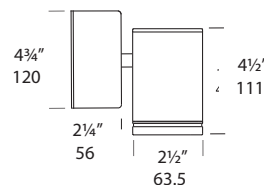
The Metal Halide lamp is extremely efficient, using considerably less energy and outputting 3-4 times the light of a halogen lamp. The lamp also has a long 12,000 hour operational life, much higher than the average halogen lamp.

This luminaire has been constructed from highly durable machined components including solid copper, 316 stainless steel or powder coated aluminium (10 standard colours).

Power Supplies: HUNZA LED remote drivers, IG Buriable, or Wall Mount Driver / Transformer.

Ballast built in 120 volt AC 60 Hz (USA/Canada).

Standards: AS/NZS 60598.2.2, IP66





Cat. MOUSE



Cat. SIGN and SGNL/R

#### Mouse Lite

The Mouse Lite has been specifically designed to be mounted on vertical surfaces in gardens and landscapes. It has a shape that is pleasing to the eye and blends unobtrusively into any environment.

The luminaire is designed to be installed without the need for a wall cavity so it is ideal for situations where a recessed fixture cannot be used, e.g. step lighting in stone walls.

The mouse is individually cast, giving each luminaire a unique finish and identity. The Mouse Lite is also available in brushed 316 stainless steel for a more contemporary look.

The Mouse Lite is supplied with a frosted, tempered glass lens and high temperature gasket.

HUNZA PURE LED, integrated 2 watt system with a Cree high-output chip, a machined heat sink and Warm White or Cool White colour temperatures. The driver can be either 12 volt integral or remote.

PROMUS G4 Wafer LED, a plug-in 1.8 watt, 12 volt LED lamp, with a choice of Warm or Cool White colour temperatures. Transformer is required. Please refer to the Light Sources section on pages 62-65 for more information.

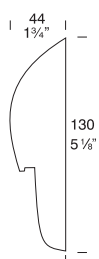
A G9 option can be also specified with a 25 watt lamp – note that operating temperature does increase with this option.

The Mouse Lite is suitable for use with a G4 bi-pin 5, 10, 20 watt lamp (10W max. in the USA) and is supplied with a high quality European lamp.

Accessories: Cable joint kit #CJK150.

Power Supplies: HUNZA LED remote drivers, IG Buriable, or Wall Mount Transformer.

Standards: CE, EN60598, AS/NZ61046, IP66



#### Sign Lite

The Sign Lite is a wall-mounted luminaire designed to illuminate signs, wall displays and building features. It is also ideal for lighting external barbecues.

The fully adjustable head is mounted on the end of a 500mm (19 3/4 inches) arm, allowing 360 degree rotation and 90 degree elevation.

The luminaire is machined from solid aluminium (UV powder coated finish), solid copper or 316 stainless steel with a clear, tempered, stepped glass lens and high temperature silicon gaskets.

All USA Retro wall mount fixtures are supplied with a wide backplate designed to suit a standard 3/0 or 4/0 junction box (this plate must be ordered separately for non-Retro fixtures – /WBAP).

There are 3 LED options available for this fixture;

HUNZA PURE LED, integrated 6 watt system with a Cree high-output chip, a machined alloy reflector, three beam angles, and Warm or Cool White colour temperatures. The driver can be either 12 volt integral or remote.

PROMUS MR16 LED, a plug-in 6 watt, 12 volt LED lamp, with a choice of 4 beam angles and Warm or Cool White colour temperatures. Transformer is required.

PROMUS GU10 LED, a plug-in 6 watt, 120/240 volt LED lamp and Warm or Cool White colour temperatures. No transformer required. Please refer to the Light Sources section on pages 62-65 for more information.

Available in 12 volt or with a built-in 110 or 240 volt Retro transformer. The Retro is a 110/240 volt option suited to an installation where mounting a transformer is a problem or when replacing an existing fixture. The base depth increases to 48mm (1 7/8 inches) to accommodate the encapsulated IP66 dimmable transformer.

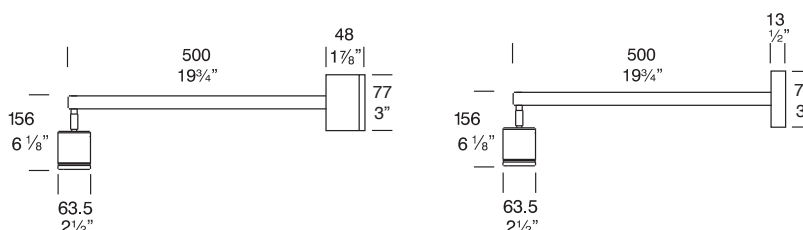
Also suitable for use with MR16 – 20 or 35 watt lamp and is supplied with a high quality European 5000-hour lamp.

Lifetime Warranty on Lens Breakage.

Accessories: Cable Joint Kit #CJK150, Wall Box Adaptor Plate #/WBAP, Frosted Glass Lens #LENSSTEPF, Glare Guard #GG, Hex Cell Louvre Adaptor #HCL, IR Lamp #/IRC

Power Supplies: HUNZA LED remote drivers, IG Buriable, or Wall Mount Transformer. Retro Option #/R – Integral 120/240 Volt 75 watt Electronic Transformer.

Standards: AS/NZ61046, IP66







Cat. ESGNL and ESNGL/R



Cat. MOUSESQ

### Euro Sign Lite

The Euro Sign Lite is an extra-compact luminaire designed for situations where the fixture needs to be very unobtrusive or concealed. This luminaire has been developed for lighting signs, wall displays, building highlights and external barbecues.

This luminaire has a fully adjustable head allowing 360 degree rotation and 90 degree elevation. HUNZA Euro fixtures use a miniature MR11 lamp to achieve the compact dimensions but are still able to provide excellent illumination.

This luminaire has been constructed from highly durable machined components including solid copper, 316 stainless steel or powder coated aluminium.

There are 2 LED options available for this fixture;

HUNZA PURE LED, integrated 4 watt system with a Cree high-output chip, a machined alloy reflector and Warm or Cool White colour temperatures. The driver can be either 12 volt integral or remote.

PROMUS MR11 LED, a plug-in 2 watt, 12 volt LED lamp with a choice of Warm or Cool White colour temperatures. Please refer to the Light Sources section on pages 62-65 for more information.


Available in 12 volt or with a built-in 110 or 240 volt Retro driver / transformer. The Retro is a 110/240 volt option suited to an installation where mounting a transformer is a problem or when replacing an existing fixture. The base depth increases to 48mm (1 7/8") to accommodate the encapsulated IP66 dimmable transformer.

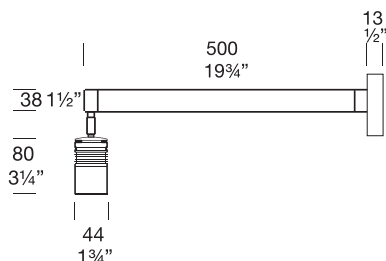
All USA Retro wall mount fixtures are supplied with a wide backplate designed to suit a standard 3/0 or 4/0 junction box (this plate must be ordered separately for non-Retro fixtures - /WBAP).

Lifetime Warranty on Lens Breakage.

Accessories: Cable Joint Kit #CJK150 , Frosted Lens #Cat. LENSEURF

Power Supply: HUNZA LED remote drivers, IG Buriable, or Wall Mount Transformer HUNZA Inground or Wall Mount Transformer: not included.

Standards: IP66 



### Mouse Lite Square

The Mouse Lite Square has been specifically designed to be mounted on vertical surfaces in gardens and landscapes. Its shape is pleasing to the eye and blends unobtrusively into any environment.

The luminaire is designed to be installed without the need for a wall cavity so it is ideal for situations where a recessed fixture cannot be used, e.g. step lighting in stone walls.

The Mouse Lite Square is available in solid bronze or brushed 316 stainless steel for a more contemporary look, and is supplied with a frosted, tempered glass lens.

There are 2 LED options available for this fixture;

HUNZA PURE LED, integrated 2 watt system with a Cree high-output chip, a machined heat sink and Warm or Cool White colour temperatures. The driver can be either 12 volt integral or remote.

PROMUS G4 Wafer LED, a plug-in 1.8 watt, 12 volt LED lamp that fits the standard G4 lampholder, with a choice of Warm or Cool White colour temperatures. Transformer is required. Please refer to the Light Sources section on pages 62-65 for more information.


The Mouse Lite Square is available in 12 volt or with a built-in 110 or 240 volt Retro driver / transformer. The Retro is a 110/240 volt option suited to an installation where mounting a transformer is a problem or when replacing an existing fixture.

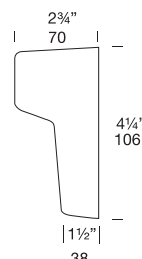
Also suitable for use with a G4 bi-pin 5, 10, 20 watt lamp (10W max. in the USA) and is supplied with a high quality European lamp.

A G9 option can be also specified with a 25 watt lamp – note that operating temperature does increase with this option.

Accessories: Cable joint kit #CJK150.

Power Supply: HUNZA LED remote drivers, IG Buriable, or Wall Mount Transformer.

Standards: CE, EN60598, AS/NZ61046, IP66 





Cat. TSGNL and TSGNL/R

### Twin Sign Lite

The Twin Sign Lite is a wall-mounted luminaire designed to illuminate signs, wall displays and building features. It is also ideal for lighting external barbecues.

The fully adjustable heads are mounted on the end of a 500mm (19¾") arm, allowing 360 degree rotation and 90 degree elevation.

The luminaire is machined from solid aluminium (UV powder coated), solid copper or 316 stainless steel with a clear, tempered, stepped glass lens and high temperature silicon gaskets.

HUNZA PURE LED, integrated 2x 6 watt system with a Cree high-output chip, a machined alloy reflector, three beam angles, and Warm White or Cool White colour temperatures. The driver can be either 12 volt integral or remote.

PROMUS MR16 LED, a plug-in 6 watt, 12 volt LED lamp, with a choice of 4 beam angles and Warm White or Cool White colour temperatures. Transformer is required.

PROMUS GU10 LED, a plug-in 6 watt, 120/240 volt LED lamp and Warm or Cool White colour temperatures. No transformer required. Please refer to the Light Sources section on pages 62-65 for more information.

Available in 12 volt or with a built-in 110 or 240 volt Retro transformer. The Retro is a 110/240 volt option suited to an installation where mounting a transformer is a problem or when replacing an existing fixture. The base depth increases to 48mm (1 7/8") to accommodate the encapsulated IP66 dimmable transformer.

All USA Retro wall mount fixtures are supplied with a wide backplate designed to suit a standard 3/0 or 4/0 junction box (this plate must be ordered separately for non-Retro fixtures - /WBAP).

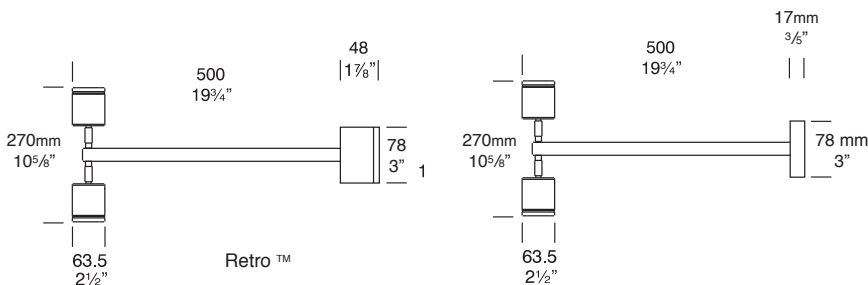
Also suitable for use with MR16 – 20, 35 or 50 watt lamps (35w max in the USA) and is supplied with a high quality European 5000-hour lamp.

Lifetime Warranty on Lens Breakage.

Accessories: Cable Joint Kit #CJK, Wall Box Adaptor Plate #WBAP, Frosted Glass Lens #LENSSTEPF, Glare Guard #GG, Hex Cell Louvre Adaptor #HCL, IR Lamp #/IRC

Power Supplies: HUNZA LED remote drivers, IG Buriable, or Wall Mount Transformer. Retro Option #/R – Integral 120/240 Volt 75 watt Electronic Transformer.

Standards: AS/NZ61046, IP66





Cat. ETSGNL and ESTGNL/R

#### Euro Twin Sign Lite

The Euro Twin Sign Lite is an extra-compact luminaire designed for situations where the fixture needs to be very unobtrusive or concealed. This luminaire has been developed for lighting signs, wall displays, building highlights and external barbeques.

This luminaire has a fully adjustable head allowing 360 degree rotation and 90 degree elevation. This luminaire has been constructed from highly durable machined components including solid copper, 316 stainless steel or powder coated aluminium.

There are 2 LED options available for this fixture;

HUNZA PURE LED, integrated 2x 4 watt system with a Cree high-output chip, a machined alloy reflector and Warm White or Cool White colour temperatures. The driver can be either 12 volt integral or remote.

PROMUS MR11 LED, a plug-in 2 watt, 12 volt LED lamp with a choice of Warm or Cool White colour temperatures. Please refer to the Light Sources section on pages 62-65 for more information.

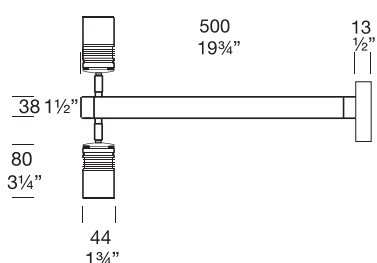
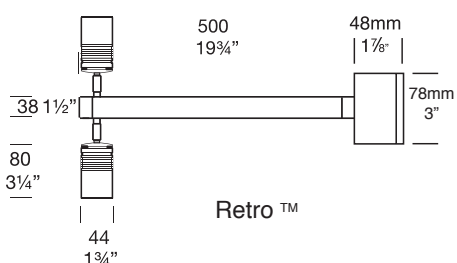
Available in 12 volt or with a built-in 110 or 240 volt Retro transformer. The Retro is a 110/240 volt option suited to an installation where mounting a transformer is a problem or when replacing an existing fixture. The base depth increases to 48mm (1 7/8") to accommodate the encapsulated IP66 dimmable transformer.

All USA Retro wall mount fixtures are supplied with a wide backplate designed to suit a standard 3/0 or 4/0 junction box (this plate must be ordered separately for non-Retro fixtures - /WBAP).

Accessories: Cable Joint Kit #CJK150, Frosted Lens  
#Cat. LENSEURF

Power Supply: HUNZA LED remote drivers, IG Buriable, or Wall Mount Transformer

Standards: IP56/IP66 





# Tree Mount


These luminaires can be safely mounted on to trees enabling dramatic lighting effects of the trunk, canopies and other high objects. They can also be used for moonlighting effects creating a dappled pattern of light on the ground.

HUNZA Tree Mount Metal Halide





Cat. HL



Cat. SSP/T



Cat. TMMH

### Hanging Lite

The Hanging Lite is a single spotlight which can be easily hung from high vantage points, including trees, fences and over-hangs, providing a dramatic wash lighting effect.

The luminaire is machined from solid aluminium (UV powder coated), solid copper or 316 stainless steel with a clear, tempered, stepped glass lens and high temperature silicon gaskets.

Comes standard with a 3 metre stainless steel cable.

There are 3 LED options available for this fixture;

HUNZA PURE LED, integrated 6 watt system with a Cree high-output chip, a machined alloy reflector, three beam angles, and Warm or Cool White colour temperatures. The driver can be either 12 volt integral or remote.

PROMUS MR16 LED, a plug-in 6 watt, 12 volt LED lamp, with a choice of 4 beam angles and Warm or Cool White colour temperatures. Transformer is required.


PROMUS GU10 LED, a plug-in 6 watt, 120/240 volt LED lamp and Warm or Cool White colour temperatures. No transformer required. Please refer to the Light Sources section on pages 62-65 for more information.

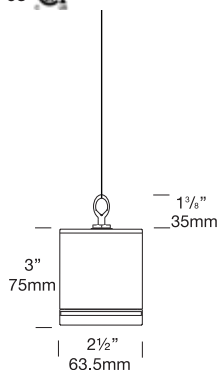
Also suitable for use with a MR16 20 or 30 watt lamp and is supplied with a high quality European 5000 hour lamp.

Lifetime Warranty on Lens Breakage.

Accessories: Cable Joint Kit #CJK150, Frosted Lens #LENSSTEPF, Glare Guard #Cat. GG, Hex Cell Louvre #Cat. HCL.

Power Supply: HUNZA LED remote drivers, IG Burialable, or Wall Mount Transformer.

Standards: IP68 



### Tree Mount Kit

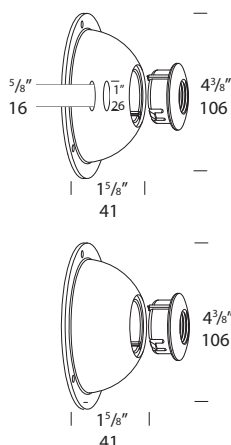
The NPS Spot (see page 14) can be installed on a tree trunk using the tree mount kit to increase illumination in the higher parts of a tree canopy or for cross lighting onto other high objects.

A cable connection can be made at the rear of the dome.

The Kit consists of a mounting dome and three special 316 stainless steel bolts. The bolts initially distance the dome 40mm (1 5/8 inch) out from the trunk, which allows the tree room to grow without causing any harm.

The HUNZA Tree Mount Kit is constructed from black UV stable glass filled polypropylene. There is sufficient space for a cable connection under the dome.

It is suitable for use with aluminium, copper and 316 stainless steel luminaires.



### Tree Mount Metal Halide

The Tree Mount Metal Halide is a tree-mountable version of the Spike Spot Adjustable Metal Halide, which uses a 20 or 35 watt MR16 Metal Halide lamp with integral, electronic ballast.

This luminaire is designed for installing on tree trunks to increase illumination in the higher parts of a tree canopy or for cross lighting onto other high objects. It is installed with a special tree-mounting kit and has a fully adjustable head allowing 360 degree rotation and 0-90 degree elevation adjustment.

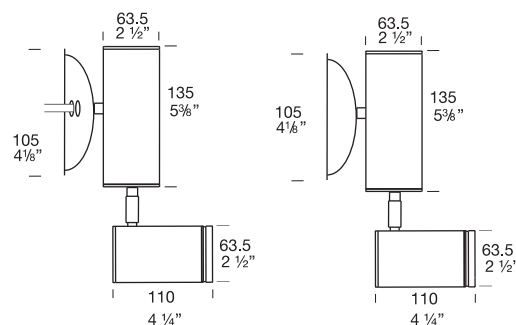
The Metal Halide lamp is highly efficient, using considerably less energy and outputting 3-4 times the light of a halogen lamp. The luminaire is machined from solid aluminium (UV powder coated), solid copper or 316 stainless steel with a clear, tempered, stepped glass lens and high temperature silicon gaskets.

An alternative mounting option is the Tree Mount Kit Rubber Strap (#TM/RS). The kit consists of a mounting dome and a one metre adjustable rubber strap, which expands as the tree grows.

Both kits come with a female adaptor for NPS thread.

Accessories: Cable Joint Kit #CJK150, Frosted Lens #LENSSTEPF. Power Supply: Ballast built in: 230/240 volt AC 50Hz Ballast built in: 120 volt AC 60 Hz (USA/Canada).

Standards: AS/NZS 60598.2.2, IP66 





Cat. TM

#### Tree Mount Lite

The NPS Spot can be installed on a tree trunk using the tree mount kit to increase illumination in the higher parts of a tree canopy or for cross lighting onto other high objects.

A cable connection can be made at the rear of the dome.

The Kit consists of a mounting dome and three special 316 stainless steel lag bolts. The bolts initially distance the dome 40mm (1 5/8") out from the trunk, which allows the tree room to grow without causing any harm.

The HUNZA Tree Mount Kit is constructed from black UV stable glass filled polypropylene.

There is sufficient space for a cable connection under the dome.

An alternative mounting option is the Tree Mount Kit Rubber Strap. The kit consists of a mounting dome and a one metre adjustable rubber strap, which expands as the tree grows.

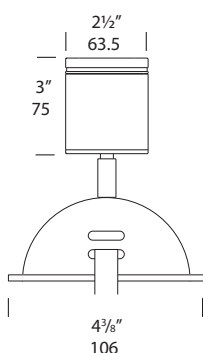
It is suitable for use with aluminium, copper and 316 stainless steel luminaires.

There are 2 LED options available for this fixture;

HUNZA PURE LED, integrated 6 watt system with a Cree high-output chip, a machined alloy reflector and Warm or Cool White colour temperatures. The driver can be either 12 volt integral or remote.

PROMUS MR16 LED, a plug-in 2 watt, 12 volt LED lamp with a choice of Warm or Cool White colour temperatures. Please refer to the Light Sources section on pages 62-65 for more information.

Suitable for use with a MR16 20 or 30 watt lamp and is supplied with a high quality European 5000 hour lamp.



# Ceiling Mount

The HUNZA E-Lite range of recessed downlights are ideal for installation in eaves, soffits, entranceways, verandahs, carports or covered decks. They can also be used in bathrooms, kitchens or anywhere that moisture transfer or decibel rating is a minimum requirement.

HUNZA Eave Lite  
Metal Halide



Cat. EAVESQ



Cat. EAVE



Cat. EAVE105

### E-Lite Square

The E-Lite Square is a recessed downlight ideal for installation in eaves, soffits, entrance ways, verandahs, carports or covered decks. It can also be used in bathrooms, kitchens or where moisture transfer or decibel rating is a minimum requirement.

This luminaire is machined from solid aluminium (UV powder coated), solid copper or 316 stainless steel with a clear, tempered, flush glass lens and high temperature silicon gaskets. The 316 stainless steel E-Lite Square is electro-polished to increase corrosion protection.

There are 3 LED options available for this fixture;

HUNZA PURE LED, integrated 6 watt system with a Cree high-output chip, a machined alloy reflector, three beam angles, and Warm or Cool White colour temperatures. The driver can be either 12 volt integral or remote.

PROMUS MR16 LED, a plug-in 6 watt, 12 volt LED lamp, with a choice of 4 beam angles and Warm or Cool White colour temperatures. Transformer is required.

PROMUS GU10 LED, a plug-in 6 watt, 120/240 volt LED lamp and Warm or Cool White colour temperatures. No transformer required. Please refer to the Light Sources section on pages 62-65 for more information.

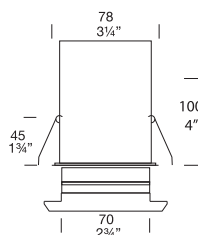
Also suitable for use with MR16 – 20, 35 or 50 watt lamps (35w max in the USA) and is supplied with a high quality European 5000-hour lamp.

Lifetime Warranty on Lens Breakage.

Accessories: Frosted Lens #LENSSTEPF.

Power Supply: HUNZA LED remote drivers, IG Buriable, or Wall Mount Transformer

Standards: IPX5 NZECP 54 = CA, SCB 100mm HBX 75mm, REC 135mm DB = RW30.



### E-Lite

The E-Lite is a recessed downlight ideal for installation in eaves, soffits, entrance ways, verandahs, carports or covered decks. It can also be used in bathrooms, kitchens or where moisture transfer or decibel rating is a minimum requirement.

This luminaire is machined from solid aluminium (UV powder coated finish), solid copper or 316 stainless steel with a clear, tempered, flush glass lens and high temperature silicon gaskets. The 316 stainless steel E-Lite is electro-polished to increase corrosion protection.

A larger 105mm (4 1/8") flange version, E Lite 105, is also available and has been designed to fit a standard 90mm (3 1/2") cut-out.

There are 3 LED options available for this fixture;

HUNZA PURE LED, integrated 6 watt system with a Cree high-output chip, a machined alloy reflector, three beam angles, and Warm or Cool White colour temperatures. The driver can be either 12 volt integral or remote.

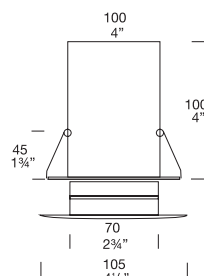
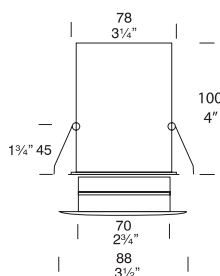
PROMUS MR16 LED, a plug-in 6 watt, 12 volt LED lamp, with a choice of 4 beam angles and Warm or Cool White colour temperatures. Transformer is required.

PROMUS GU10 LED, a plug-in 6 watt, 120/240 volt LED lamp and Warm or Cool White colour temperatures. No transformer required. Please refer to the Light Sources section on pages 62-65 for more information.

Also suitable for use with MR16 – 20, 35 or 50 watt lamps (35w max in the USA) and is supplied with a high quality European 5000-hour lamp.

Lifetime Warranty on Lens Breakage.

Accessories: Frosted Lens #Cat. LENSSTEPF.







Cat. EAVEMH



Cat. EAVE105MH

#### E-Lite Metal Halide

The E-Lite Metal Halide is a recessed downlight ideal for installation in eaves, soffits, entrance ways, verandahs, carports or covered decks. It can also be used in bathrooms, kitchens or where moisture transfer or decibel rating is a minimum requirement.

Metal Halide lamps are highly energy efficient light sources using less energy and outputting 3-4 times the light of a halogen lamp.

The luminaire is machined from solid aluminium (UV powder coated), solid copper or 316 stainless steel with a clear, tempered, flush glass lens and high temperature silicon gaskets. The 316 stainless steel E-Lite Metal Halide is electro-polished to increase corrosion protection.

This luminaire has a MR16 GX10 20 or 35 watt lamp.

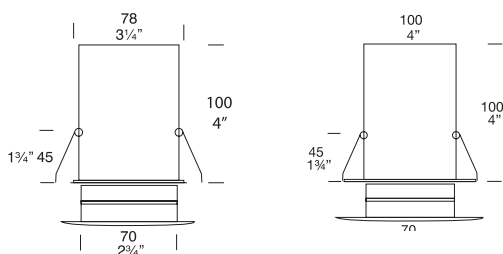
A larger 105mm ( $4\frac{1}{8}$ ") flange version, E Lite Metal Halide 105, is also available and has been designed to fit a standard 90mm ( $3\frac{1}{2}$ ") cut-out.

Accessories: Frosted Lens #Cat. LENSSTEPF


Power Supply: Remote Ballast: 230-240 volt ac 50Hz

Remote Ballast: 120 volt ac 60Hz (USA/Canada)

Standards: AS/NZS 60598.2.2, IP66



All HUNZA luminaires are highly waterproof however there are particular models that are designed specifically for use in underwater lighting. HUNZA provides dedicated fixtures for pool lights, pond lighting, water features and fountains. It is critical that pool lights, and underwater lighting all have particularly high IP ratings and durability to ensure high water protection.





Cat. POOL

## Pool Lite

The Pool Lite is a recessed, underwater luminaire designed for installation in swimming pools. It is fully submersible, tested to an IP68 water protection rating and is supplied with an engineering-grade, wet-niche PVC mounting canister and six metres (20ft) of submersible cable (other lengths available on request). The luminaire is machined from 316 stainless steel, electro-polished to provide extra protection against chemicals in the water, with a tempered glass stepped lens and high temperature silicon gaskets.

HUNZA PURE LED, integrated 6 watt system with a Cree high-output chip, a machined alloy reflector, three beam angles, and Warm or Cool White colour temperatures. The driver can be either 12 volt integral or remote.


PROMUS MR16 LED, a plug-in 6 watt, 12 volt LED lamp, with a choice of 4 beam angles and Warm or Cool White colour temperatures. Transformer is required.

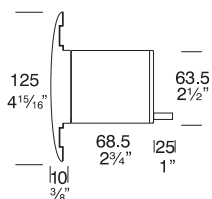
Also suitable for use with MR16 20 or 35 watt lamps and is supplied with a high quality European 5000 hour lamp.

Lifetime Warranty on Lens Breakage.

Accessories: Cable Joint Kit #CJK150, Frosted Lens #LENSSTEPF, Hex Cell Louvre Adaptor #HCL, IR Lamp #/IRC

Power Supply: HUNZA LED remote drivers, IG Buriable, or Wall Mount Transformer. Check with your Local Electrical Authority for pool zone installation regulations.

Standards: CE, EN60598, IP68, AS1939 



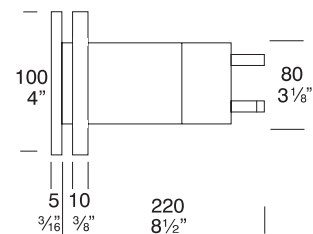
Cat. PLCAN

The Pool Lite Canister can be installed in three different types of pool wall:

1) Fibreglass Pools, 2) Existing Concrete Pools, 3) New Concrete Pools.

The luminaire is held into the PVC canister by two 'O' rings and is easily withdrawn for lamp replacement. There are no mounting screws visible on the flange to spoil the aesthetics of the luminaire and up to 600mm (24") of cable can be coiled up inside the canister, enabling the lamp to be changed without the need to empty the pool.

Standards: CE, EN60598, IP68, AS1939 





Cat. POND



Cat. POND/W

### Pond Lite

The Pond Lite is an adjustable underwater luminaire designed for installation in ponds, fountains and water features. It is fully submersible, tested to an IP68 water protection rating and the adjustable head can be rotated 360 degrees and elevated up to 90 degrees.

The Pond Lite adds life and interest to water features and a uniquely tranquil quality to the landscape.

The standard version of the luminaire is fixed in place by means of an adjustable yoke.

There is also a weighted version (POND/W) with a heavy base that allows the luminaire to be held down by gravity instead of being fixed into place. With this design there is no need to drill fixing holes (which may cause the pond to leak) and the luminaire can be relocated more easily.

The luminaire is machined from machined aluminium with a UV stable powder coated finish, solid copper or 316 stainless steel with a clear, tempered, stepped glass lens, high temperature silicon gaskets and a 3 metre (10ft) submersible cable (longer lengths supplied on request).

There are 3 LED options available for this fixture;

HUNZA PURE LED, integrated 6 watt system with a Cree high-output chip, a machined alloy reflector, three beam angles, and Warm White or Cool White colour temperatures. The driver can be either 12 volt integral or remote.

PROMUS MR16 LED, a plug-in 6 watt, 12 volt LED lamp, with a choice of 4 beam angles and Warm White or Cool White colour temperatures. Transformer is required.

This Luminaire is suitable for use with a MR16 20 or 35 watt lamp and is supplied with a high quality European 5000 hour lamp.

Lifetime Warranty on Lens Breakage.

Accessories: Cable Joint Kit #CJK150, Frosted Lens #LENSSTEPF, Glare Guard #GG, Hex Cell Louvre Adaptor Kit #HCL, HUNZA Super Spike #SSP/G, IR Lamp #/IRC

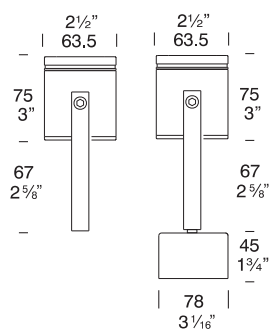
PLEASE NOTE: Pool chemicals, hard water or salt water may damage the powder coated finish. Stainless steel fittings should be used in these situations.

Aluminium fixtures are not UL approved for underwater installation in the USA and Canada.

Copper luminaires are not suitable for installation in a pond with fish.

Power Supply: HUNZA LED remote drivers, IG Buriable, or Wall Mount Transformer.

Standards: CE, EN60598, IP68





# Accessories

HUNZA provides a wide range of optional accessories to allow the user to customise luminaires according to their individual installation requirements and lighting applications. Accessories include different lenses to vary lighting effects, attachments for glare control, different lamping options, optional installation equipment and an Anti-Syphon feature for enhancing moisture protection.

HUNZA Pool Lite



Cat. GG



Cat. HCL



Cat. SSP/G

### Glare Guards

These Glare Guards are a modular accessory suitable for many HUNZA MR16 luminaires.

They serve two purposes: firstly, to protect the eye from the direct glare or sparkle effect from the lamp; secondly, to provide an adjustable shield to direct unwanted light away from passers-by.

When the Glare Guard is fitted to a ground-mounted fixture such as a Pole Lite or Spike Spot, it helps the luminaire to disappear into the landscape or flowerbed, so only the illumination effect is observed.

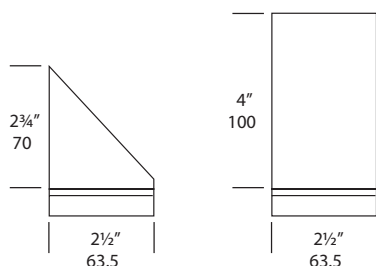
This accessory is ideal for a Wall Down Lite or Pillar Lite in an entrance to reduce the harshness of the illumination.

The Glare Guard is also available in a Moonlight option (#GGML), which is a cylindrical shape instead of having the front cut at an angle. This version is used when a luminaire such as an NPS Spot or Pond Lite is mounted or suspended in a tree to create moonlighting effects.

Available in a choice of UV stable powder coated finish (10 standard colours), solid copper or 316 stainless steel.

The Glare Guard does not change the IP rating of the luminaire when fitted.

The Glare Guard allows the use of higher wattage lamps on HUNZA MR16 landscape fixtures supplied in the USA and Canada. When this accessory is fitted, the maximum wattage increases from 20w to 35w for fixtures such as the Spike Spots, NPS Spot, Single and Twin Pole Lites and Twin Bar Lite.



### Hex Cell Louvre Kit

The Hex Cell Louvre Kit consists of an extension component for the luminaire body, a Hex Cell Louvre insert and an extra lens and gasket (O-ring).

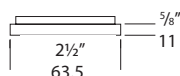
The main purpose of the Louvre accessory is to protect the eye from the sideways glare emitted from the lamp filament, without dramatically changing the look of the luminaire.

The kit also allows a second lens accessory to be fitted to the luminaire.

The Kit is supplied standard with an extra clear lens, however other lens options are available such as a Diffuser, Linear Spread Lens, Dichroic Colour Lens and Frost Lens.

Available in a choice of UV stable powder coated finish (10 standard colours), solid copper or 316 stainless steel.

When a Hex Cell Louvre Adaptor is fitted it does not affect the IP rating of the luminaire.



### Super Spike

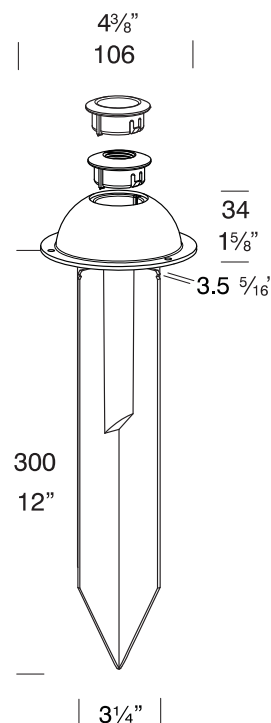
The Super Spike is a multi purpose unit which adds significant stability when used to mount the NPS Spot Adjustable or HUNZA pole mount luminaires in loose or sandy soil.

The Super Spike is supplied in kit form with two snap-in adaptors to be used with either 1/2" NPS luminaires or pole-style luminaires.

The dome junction box is designed to facilitate effortless cable connections, while being discreetly hidden by the dome.

The HUNZA Super Spike is constructed from black UV stable glass filled polypropylene. There is sufficient space for a cable connection under the dome.

It is suitable for use with aluminium, copper and 316 stainless steel luminaires.





Cat. SSP/T

### Mounting Canisters

These mounting canisters provide an efficient and professional method of mounting HUNZA recessed luminaires.

The mounting canister is installed during the rough-in stage of construction, avoiding damage to the luminaire itself, and the final stages of installation are completed at a later stage.

The canister holds the luminaire in place by means of two high-temperature, heavy-duty gaskets and this allows installation with no visible screws on the front trim.

Some HUNZA recessed luminaires are supplied complete with canisters but in other instances the canisters need to be specified as an option due to the variety of choices. Please check the specification sheets carefully when ordering recessed luminaires.

Canister options are as follows:

#### STEP LITE CANISTERS:

SLCAN – Step Lite Canister Aluminium (for concrete/stone)

SLCAN 200 – Step Lite Canister 200 Aluminium (for concrete/stone)

CANSS – Step Lite Canister 316 stainless steel (for limestone or locations near the sea)

DKCAN – Deck Mount Canister (for wood, decks etc)

FLUCAN – Fluorescent Canister PVC (for fittings with Fluorescent/LED lamps only)

SLCAN/INT – Internal Stud Canister (for cavity walls with studs)

ELCAN – Euro Canister (for MR11 Euro recessed luminaires in stone/concrete)

ELDKCAN – Euro Deck Mount Canister (for MR11 Euro recessed luminaires in wood)

#### FLOOR AND PATH LITE CANISTERS:

FLCAN – Floor/Path Lite Canister Aluminium (for new concrete)

FLCAN 200 – Floor Canister 200 Aluminium

SLCAN – Step Lite Canister Aluminium (for core drill installation)

CANSS – Step Lite Canister 316 stainless steel (for limestone or locations near the sea)

DKCAN – Deck Mount Canister (for wood, decks etc)

FLUCAN – Fluorescent Canister PVC (for fittings with Fluorescent/LED lamps only)

ELCAN – Euro Canister (for MR11 Euro recessed luminaires in stone/concrete)

ELDKCAN – Euro Deck Mount Canister (for MR11 Euro recessed luminaires in wood)

The Deck Mount Canister is adjustable and is suitable for use in varying thicknesses of timber – from 10mm (3/8") – 75mm (3").

### Tree Mount Kit

The Tree Mount Kit is used to mount the NPS Spot Adjustable in a tree to create moon lighting effects, to light high canopies or for high-level cross illumination.

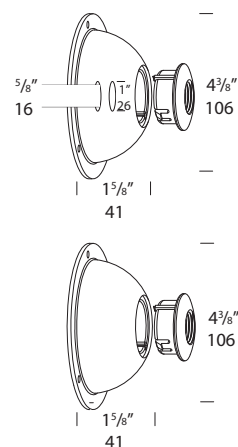
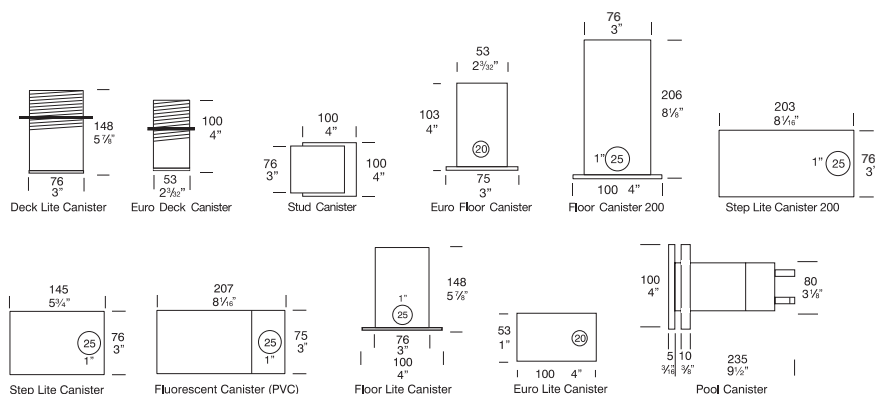
A cable connection can be made at the rear of the dome.

The Kit consists of a mounting dome and three special 316 stainless steel lag bolts. The bolts initially distance the dome 40mm (1 5/8") out from the trunk, which allows the tree room to grow without causing any harm.

The HUNZA Tree Mount Kit is constructed from black UV stable glass filled polypropylene. There is sufficient space for a cable connection under the dome.

An alternative mounting option is the Tree Mount Kit Rubber Strap. The kit consists of a mounting dome and a one metre adjustable rubber strap, which expands as the tree grows.

It is suitable for use with aluminium, copper and 316 stainless steel luminaires.





Lens Options

#### Dichroic Colour

Coloured lenses add a creative dimension to landscape lighting, providing the ability to enhance the appearance of outdoor scenes in different ways. HUNZA offers a choice of four dichroic coloured lens options, including Red (#LENSR), Blue (#LENSB), Yellow (#LENSY) and Green (#LENSG).

NOTE: The Dichroic Colour lenses are not recommended for use with LED light sources.

#### Frosted/Diffuser

Most HUNZA fixtures can be specified with an optional frosted or a diffuser lens. The effect of these lenses is to soften the light beam, providing a more diffused lighting effect with less beam definition.

#### Linear Spread

HUNZA also offers a Linear Spread Lens (#LENSSPREAD) as a further option on many MR16 luminaires. The effect of this lens is to expand and flatten the light beam to cover a wider surface on one plane. The spread effect can be varied by rotating the lens inside the luminaire.

All the above lenses are easily installed by replacing the standard clear lens supplied with the luminaire, or they can be specified when ordering.

#### Stepped Lenses

Many HUNZA fixtures are now supplied with a stepped lens, which offers increased glass strength and lower maintenance. Stepped lenses can significantly reduce the maintenance requirements of outdoor landscape luminaires by providing a flush finish with the flange. This prevents water pooling and depositing dirt on the surface of the lens, which restricts light output.



Cat. A/S

#### Anti-syphon


Many ground mounted luminaires are fitted with a specially designed Anti-Syphon system to reduce the likelihood of water entering the fixture through the cable. Where the Anti-Syphon is not fitted as standard, it can be specified in some instances as an option. This system is designed to counter the problem of wicking (siphoning) of water through the supply cable into the lamp housing, causing water to condense and dramatically shorten the life of the lamp, lamp holder and luminaire. Siphoning is caused by the expansion and contraction of air inside the luminaire due to heat generated by the lamp. As the lamp heats up, the air expands and is forced down into the supply cable. The problem manifests itself when the fixture enters the cooling cycle and the air cools to create considerable suction inside the lamp housing and supply cables. The joint between the luminaire cable and the cable from the transformer becomes critical at this stage because a leaking or poor cable joint will allow water to be siphoned up the cable directly into the luminaire. Unless this cycle is broken this action will dramatically reduce the life of the luminaire.

Note: All luminaires are supplied with fitted Anti-syphon, except Step Lites, Path Lites, and Floor Lites.



Cat. WBAP

#### Wall Box Adaptor Kit (for USA and Canada)

The Wall Box Adaptor Kit is designed to allow easy installation of wall mounted fixtures to standard USA 3/0 and 4/0 junction boxes. The kit includes a mounting strap and the necessary screws. Available in standard finishes to suit all fixtures. Supplied with Retro wall mounted fixtures but must be ordered separately for 12 volt luminaires. 



# Light Sources



HUNZA offers a comprehensive range of lamp options including fluorescent, LED and halogen allowing you to choose the appropriate light source for your specific application. Because LED and fluorescent lamps operate at very low temperatures and are very energy efficient, it makes them ideal for use in public areas and where safety is paramount. Fluorescent lamp life is typically 6,000 to 10,000 hours and LED lamps from 30,000 to 100,000 hours, so maintenance is reduced.

# PURE LED

## Simplicity and Performance

### PURE LED System

HUNZA PURE LED is a modular integrated LED system designed to provide the ultimate combination of light output, illumination control and long-term performance from an outdoor-rated, sealed luminaire.

There is a PURE LED option for most luminaires in the Hunza product range. Please see individual specification sheets for information on the LED options available.

Additional information on the system can also be found on page 8 of this brochure.

The main features of the system are:

Cree LED and Plug-In Circuit Board:

HUNZA has developed an innovative plug-and-play circuit board that delivers maximum performance from the market-leading Cree MT-G LED chip and allows the LED to be easily unplugged and replaced in the field.

Machined Alloy Heat Sink:

The PURE LED heat sink is removable, fits snugly inside the luminaire body to maximise heat transfer and is made of aluminium alloy, a material that has excellent heat transmission properties.

Machined Alloy Reflector:

The PURE LED reflector system delivers a single beam of light, similar to traditional light sources, instead of the three point effect seen in many MR16 LED lamps. Beam angles 38° and 60° are available (for MR16 type models only), with a 8° beam angle coming soon. Lens options of 15° and 25° are also available.

### Driver Systems:

HUNZA offers two choices of drivers - a plug-in 12 volt driver inside the luminaire body, or an external remote driver for added cost efficiency.

### Extra Clear Glass Lens and Heavy Duty Gaskets:

All HUNZA PURE LED luminaires use extra-clear low iron glass lenses which increase light output by 8% while also helping to dissipate heat from the LED chip.

### Sentinel Protection System:

The Sentinel system will automatically detect a malfunction within an LED diode, and will automatically redirect the power to keep the other luminaires working when connected in series.

### Testing and Performance Data

HUNZA uses the most advanced testing equipment in product development and in the generation of technical data and specifications. Our LED luminaires are designed and tested to meet LM79 and LM80 standards and our test data provides a highly accurate reading of light output, efficiency and chromacity performance, using the latest Spectrophotocolormeter equipment.

### PURE LED Light Engine Specifications

Cree 6 Watt MT-G chip

Output: up to 415+ lumenative output

Colour temperature: 3,000K (warm white)

Warm White CRI: 85+

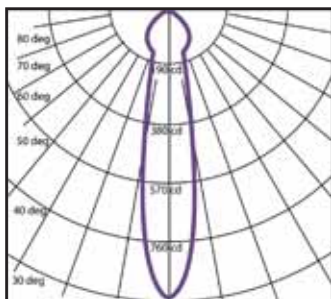
Other colour temperatures and colours available

65+ lumens per watt

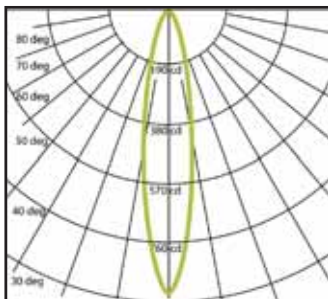
Excess of 60,000 hour life

### PURE LED™ Beam Angles

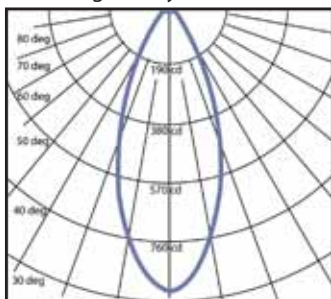
15° Angle TIR Lens




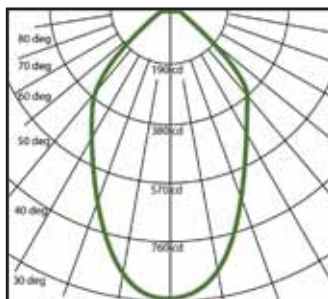
25° Angle TIR Lens



38° Angle Alloy Reflector



60° Angle Alloy Reflector





#### GU10

The GU10 halogen does not need a transformer as it operates on standard 240 (or 120) volt power. It is ideal for situations where the installation of a transformer is difficult or impractical, or to replace an existing 240 (or 120) volt light fitting.

The GU10 is longer than a standard MR16 and has a twist-and-lock bayonet base, so the luminaire body is extended to accommodate the additional length of the lamp and components.

There is also a GU10 version of most Hunza MR16 LED lamps.

Please refer to the specification sheet for these lamps for complete details.

Note that where a GU10 halogen option is specified for 120 volt fixtures, the lamp is not supplied.

#### Features

##### Lamp Holder:

GU10 - 350 c (662 f) ceramic multi contact lamp holder with 250 c (480 f) teflon cables.

##### Wattage:

25 watt, 35 watt

##### Suitable for use with:

Pillar Lite, Wall Down Lite, Wall Spot,

Twin Wall Spot and Bollard 700.

Please refer to the specification sheets for each of these luminaires for dimensions and additional details.



#### Fluorescent Luminaires

Selected luminaires are available in fluorescent version, suitable for connection directly to either 240 or 120 volt electrical supply.

The lamp has a medium screw base (E26 or E27) and is rated at 7 or 8 watts.

Fluorescent lamps operate at very low temperatures and are very energy efficient, making them ideal for use in public areas and where safety is paramount.

Typical fluorescent lamp life is 6,000 to 10,000 hours, so maintenance is reduced.

The following luminaires are available in Fluorescent version:

Bollard 300

Bollard 700

Floor Lite

Floor Lite Square

Square on Square

Pagoda Lite

Path Lite

Step Lite

Step Lite Square

Step Lite Eyelid

Step Lite Louvre

Step Lite Louvre Square

Step Lite Solid Eyelid

Step Lite Square Solid Eyelid

Tier Lite.



#### Metal Halide

HUNZA offers long-life, low energy ceramic metal halide lamps for selected luminaires.

Metal halide lamps are extremely efficient, using less energy and out-putting 3-4 times more light than an equivalent wattage halogen lamp. For instance, a 20 watt metal halide can produce the same amount of light as a 75 watt halogen lamp, making it suitable for lighting tall trees or structures. Metal halide lamps also have a long 12,000-hour operational life, much higher than the average halogen lamp life of 3000-5000 hours, as well as excellent colour rendition, UV control and a consistent colour over its lifetime.

MR16 metal halide lamps come with a robust GX10 base.

The SafeTouch series uses PGJ5, GX8.5 or G12 metal halide lamps, depending on the model and specification.

HUNZA metal halide luminaires are supplied with electronic ballasts, which deliver 30 percent longer lamp life (increasing lamp life to 15,000 hours) and have excellent "end of life" control of the lamp.

Please see individual specification sheets for metal halide photometrics and beam angles.





## Halogen Beam Angles

### Halogen

#### MR16

Many HUNZA luminaires are designed to use the popular MR16 type of low-voltage halogen lamp with built-in reflector. These lamps are available in a range of wattages from 20w to 50w and a choice of 3 beam angles, which includes Narrow Spot (10°), Flood (38°) and Wide Flood (60°).

HUNZA MR16 luminaires are supplied with a high quality 5000-hour European lamp.

#### MR11

HUNZA Euro luminaires are designed for use with the MR11 type of low-voltage halogen lamp with built-in reflector. These lamps are available in either 10W or 20W and a choice of 2 beam angles, which includes Narrow Spot (10°) and Flood (30°).

#### AR1-11

The HUNZA IG1-11 luminaire is designed to use the AR1-11 type of low-voltage halogen lamp with built-in reflector. These lamps are available in a range of wattages from 50w to 100 watt and a choice of 3 beam angles, which includes Narrow Spot (8°), Flood (24°) and Wide Flood (45°).

Please note that the HUNZA IG1-11 fixture is no longer supplied with the 100 watt AR1-11 lamp as standard. This lamp has now been replaced with the 60 watt IR (infra-red) lamp, which provides the same light output with lower energy usage and operating temperature.

### Halogen IRC

HUNZA MR16 luminaires are also available with Osram Infra-Red (IRC) lamps, which provide a 75% improvement in energy efficiency and heat output over standard halogen lamp technology. This has been achieved by the use of a special coating on the reflector.

Lamp details are:

20w IRC- equivalent to the light output of a 35 watt standard halogen and the heat output of a 20 watt lamp.

35w IRC - equivalent to the light output of a 50 watt standard halogen and the heat output of a 35 watt lamp.

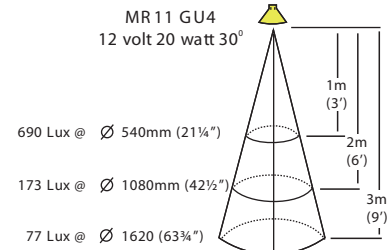
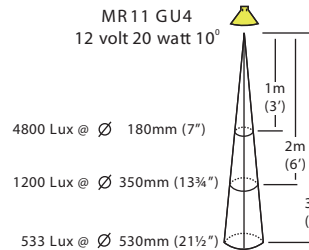
50w IRC - equivalent to the light output of a 75 watt standard halogen and the heat output of a 50 watt lamp.

GU10 - Please see over page for GU10 halogen options.

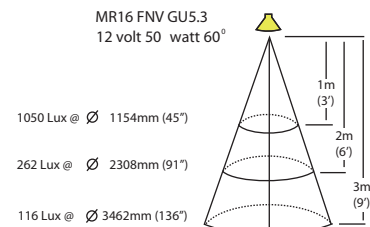
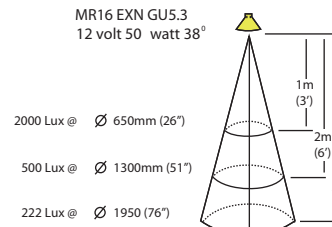
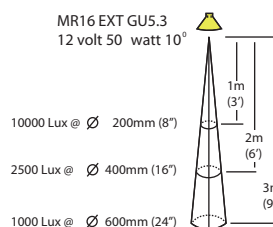
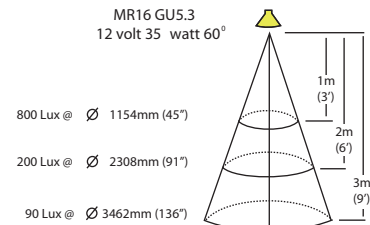
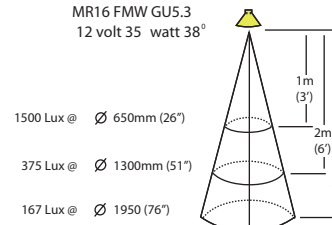
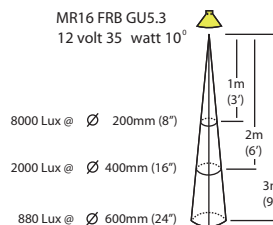
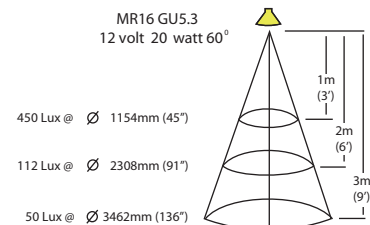
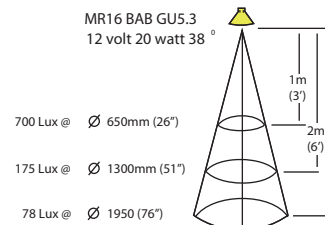
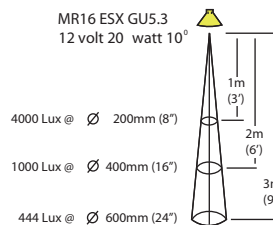
### Beam Angles

Available beam angles in the IRC lamps are as follows: 12, 24, or 36 degree.

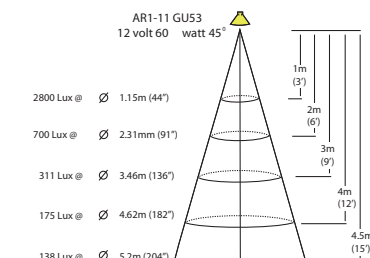
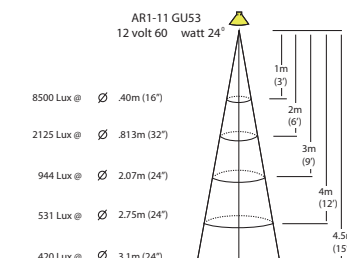
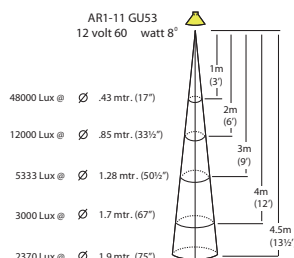
#### MR11 GU4



#### MR16 GU5.3



#### AR1-11 GU53





A photograph of a modern building at night, illuminated by warm interior and exterior lights. Several tall palm trees are in the foreground and middle ground, their fronds silhouetted against the dark sky. The building has large glass windows and doors, some of which are brightly lit from within. The overall scene is a nighttime architectural showcase.

# Transformers

Low voltage luminaires provide a very safe and simple system for installing outdoor lighting, due to the fact that the majority of the power feed cables are carrying only a 12 volt current, or less, and therefore can be installed close to the ground surface. HUNZA offers a range of transformers designed to make the installation of HUNZA low voltage luminaires both safe and easy. HUNZA also provides luminaires with integral transformers for situations where the use of a remote transformer is not practical.

Installers should note that low voltages have a tendency to drop below optimum levels over long cable distances and care must be taken to compensate for this by increasing the cable size or output voltage at the transformer. A HUNZA Voltage Drop calculator can be obtained free of charge from your local distributor or refer to our website at [www.hunza.co.nz](http://www.hunza.co.nz).



Cat. IG20, IG40, IG50, IG150 and IG200

## Inground Transformer

The Inground Transformer is a buriable unit designed to provide 12 volt power for low voltage luminaires in landscape lighting installations. This transformer is recommended for situations where a Wall Mount unit is either not practical or desirable.

Inground Transformers are available in either 120v 60Hz or 240v 50 Hz and in seven wattages: 20, 40, 50, 80, 100, 150, and 200 watt (each transformer has an IG designation). Models IG100, IG150 and IG200 have individual 50 watt transformers inside the unit with a single output cable, (e.g. IG100 has two 50 watt transformers) instead of one large transformer.

These transformers are "double Insulated safety Isolating" transformers and are suitable for total burial (in locations where this is allowed).

The HUNZA In-ground Transformer has a high IPX7 water protection rating. It is critical that all wire connections are made completely waterproof by the use of a HUNZA CJK150 cable joint kit.

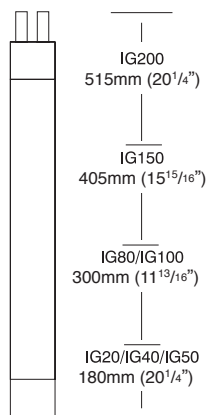
For advice on wiring requirements please contact your local HUNZA distributor for a free HUNZA Volt Drop calculator.

Input: 120 volt 60Hz or 230–240 volt 50 Hz.

Output: 12 volts AC – 50 watt 4.2 amp / 40 watt 3.3 amp / 20 watt 2.0 amp.

Standards: AS3108, IPX7

Transformers carry a five year replacement warranty.



Cat. H20, H40 and H50

## Lighting Transformer

The H Series is an internal (non waterproof) 12 volt lighting transformer designed to operate at the lowest possible temperature.

Due to its low profile the H Series transformer can be fitted through a 63mm (2 1/2") diameter hole.

Wiring is made much easier by use of a 25 amp (6mm or 1/4" diameter terminal) connector-block, which facilitates quick and easy wire-in and loop-out connections.

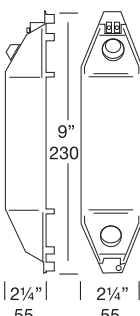
For interior use only.

Input: 120 volt 60Hz or 230/240 volt 50 Hz.

Output: 12 volts AC – 50 watt 4.2 amp / 40 watt 3.3 amp / 20 watt 2.0 amp.

Standards: AS3108, W/2306

Transformers carry a five year replacement warranty.



Cat. LET75/120V &amp; LET75/240V

## Electronic Transformers

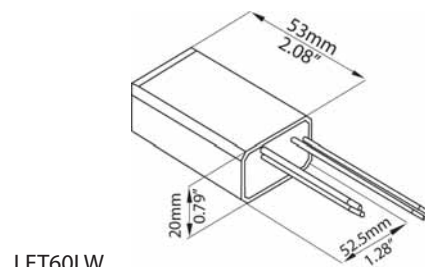
The HUNZA i60 and Lighttech LET60LW are miniature electronic transformers suitable for powering 12 volt HUNZA luminaires in situations where the transformer is protected from moisture, e.g. inside a waterproof junction box, in a ceiling or in a cavity wall.

HUNZA i60 Specifications:

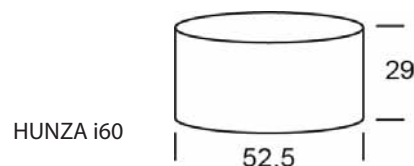
- Input: 230 volt AC  $\pm 10\%$ , 50/60Hz
  - Output: 12 volt AC
  - Maximum wattage load: 70W
  - Minimum wattage load: 20W
- Dimmable with phase control, reverse phase control and universal dimmers
- Standards: CE and ENEC Approved.

Lighttech LET60LW Specifications:

- Input: 120 volt 60Hz
  - Output: 12 volt AC
  - Maximum wattage load: 60W
  - Minimum wattage load: 2.5W (Suitable for LED plug-in lamps).
  - Class 2 power supply.
  - Standards: UL and CSA.
- Transformers carry a five year replacement warranty.



LET60LW



HUNZA i60





#### Plug-In LED Lamps

HUNZA offers a range of high quality, LED lamps that plug into our standard halogen lampholders and operate with our standard transformers. Some lamp models (GU10) can be connected directly to the 120/240 volt household power supply. While these lamps do not offer the same longevity, light output or colour consistency as HUNZA PURE LED, they are a very simple and cost effective way of switching to the energy saving technology of LED.

##### Promus MR16 6W LED Lamp:

Input 12 volt, AC or DC, 5 watts  
Beam Angles: 15, 25, 45 or 60 degrees  
Luminous Flux: 230 lumens  
Colour Temperature: 3000k  
Life: Up to 30,000 hours  
Suits: Most HUNZA MR16 luminaires

##### Promus GU10 6w LED Lamp:

Input 90-260 volt, 5 watts,  
Beam Angles: 15, 25, 45, or 60 degrees  
Luminous Flux: 230 lumens  
Colour Temperature: 3000k  
Life: up to 30,000 hours  
Suits: Most HUNZA GU10 luminaires

##### Promus MR11 2w LED Lamp:

Input 12 volt, AC or DC, 2 watts  
Beam Angle: 30 degrees  
Luminous Flux: 120 lumens  
Colour Temperature: 3000k  
Life: Up to 50,000 hours  
Suits: All HUNZA Euro (MR11) luminaires

##### Promus G4 JC LED Lamp (Cylindrical)

Input 12 volt, AC or DC  
Power Consumption: 1.5w  
Luminous Flux: 100 lumens  
Colour Temperature: 3000k  
Life: Up to 50,000 hours  
Suits: Fern Lite, Pagoda Lite, Mini Bollard, Border Lite, Walkway Lite, Twig Lite.

##### Promus G4 Wafer LED Lamp

Input 12 volt, AC or DC  
Power Consumption: 1.8w  
Luminous Flux: 90 lumens  
Colour Temperature: 3000k  
Life: Up to 50,000 hours  
Suits: Mouse Lite



#### HUNZA Retro LED Module

The Retro LED has been designed specifically for existing HUNZA owners who have made the investment in HUNZA products and would like to update their lighting to more energy efficient light sources. Therefore the Retro LED replaces an MR16 halogen lamp in the existing fixture. HUNZA Pure LED™ fittings are equipped with a Cree MT-G LED module and machined, alloy reflector. The plug and play feature of the LED module allows easy replacement of the LED chip, therefore, depending on material, the fixture can last indefinitely.

Lamp details are as follows:

Cree 6 watt MT-G chip  
Output: >415 lumenative output  
Colour temperature: 2,700K (warm white)  
Warm White CRI: 85+  
Other colour temperatures are available  
65+ lumens per watt

#### Beam Angles

Reflector beam angles of 38° and 60°, and lens beam angles of 15°, 25° are available while staying within MR16 dimensions.



#### LED Drivers

LED light sources require a driver for power supply. This driver can either be built into the lamp, housed inside the luminaire body, or located externally.

HUNZA PURE LED luminaires offer a choice of either a 12 volt integral driver installed inside the luminaire body or an external 120/240 volt remote driver capable of powering several LED luminaires.

There is a further option of a 120/240 volt LED driver built into HUNZA wall mounted or pole mounted retro luminaires.

Please refer to the following pages for information on driver options and a diagram on wiring both integral and external driver systems.

For further information on external driver models please refer to the HUNZA website at [www.hunza.co.nz](http://www.hunza.co.nz).



## PURE PERFORMANCE

### HUNZA Pure LED™ Integral Driver

Low voltage luminaires provide a very safe and simple system for installing outdoor lighting, due to the fact that the power cables carry only 12 volt current and therefore can be installed close to the ground surface.

The 12 volt integral driver enables a HUNZA PURE LED™ luminaire to be installed as a standard low voltage AC system, with the LED powered by a remote transformer for easy, economical installation, making it ideal for additions to existing as well as new projects.

The integral driver is installed inside the fixture body, so it is protected from water and does not require a separate housing.

This driver features a revolutionary dual quick-connect system, allowing the LED board to plug into the front and the 12 volt power supply plugs in at the back.

Integral 12 volt drivers for some MR11 and G4 luminaires are also available and these may be installed in the mounting bases or poles, depending on the fixture type.



### PURE LED™ Retro Driver - Wall Mount

In situations where it is difficult to install a remote driver or transformer, such as in a brick wall or for replacement of existing 120/240 volt luminaires, the PURE LED™ Retro Driver allows wall mounted HUNZA fixtures to be connected directly to the household 120/240 volt power supply.

This option is available for most wall mounted models such as the Wall Spot, Wall Down Lite, Pillar Lite, Pagoda Lite, Euro Wall Spots and Euro Pillar Lite.

The electronic constant current driver is built into the luminaire base, increasing the base depth to 48mm (1 7/8"). All USA Retro wall mount fixtures are supplied with a wide backplate designed to suit a standard 3/0 or 4/0 junction box (this plate must be ordered separately if required for non-Retro fixtures - /WBAP).

Driver Type:	Constant Current
Input:	120 volt 60Hz or 230-240 volt 50Hz
Output:	700mA or 1000mA



### PURE LED™ Retro Driver - Pole Mounted

In landscape situations where it is difficult to install a remote driver or transformer, the PURE LED™ Retro Driver allows pole mounted HUNZA fixtures to be connected directly to the household 120/240 volt power supply.

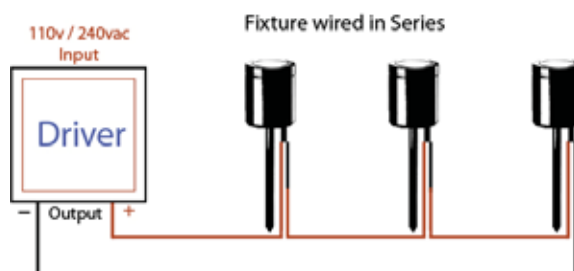
This option is available for most pole mounted models such as the 700mm Bollard, Border Lite, Euro Single and Twin Pole Lites, Twig Lite, Tier Lite and Walkway Lite.

The electronic constant current driver is built into the pole, increasing the lower section diameter to 63.5mm (2.5").

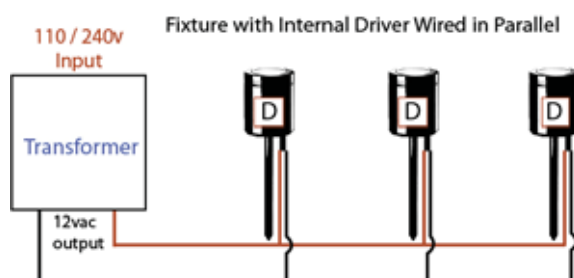
Driver Type:	Constant Current
Input:	120 volt 60Hz or 230-240 volt 50Hz
Output:	350mA, 700mA or 1000mA

## LED Wiring Systems

### Remote Driver



### Integral 12v Driver with Transformer







Cat. /R

### Retro Transformer - Wall Mount

The Retro Wall Transformer 120/240 volt version is available for HUNZA wall mounted fixtures, for example the Wall Spot, Wall Down Lite, Pillar Lite, Pagoda Lite, Euro Wall Spots and Euro Pillar Lite.

With an electronic transformer built into the luminaire base (canopy), this option is designed for wall installations where mounting a remote transformer is not practical, e.g. in a brick wall where there is no space to recess the transformer or where an existing 120/240 volt light fitting needs to be replaced.

Retro luminaires are a very economical way to overcome potentially expensive installation problems.


With this option the base/canopy increases in depth to 48mm (1<sup>7</sup>/<sub>8</sub>"). All USA Retro wall mount fixtures are supplied with a wide backplate designed to suit a standard 3/0 or 4/0 junction box (this plate must be ordered separately for non-Retro fixtures—/WBAP)

The electronic transformer is 120 or 240/250 volt ac and is encapsulated in silicon. It is rated IP66 against water ingress, has a built-in safety shutdown system for overload and is dimmable with a leading edge dimmer. It will power either 1 x 10 watt, 1 x 20 watt, 2 x 20 watt, 1 x 35 watt, 1 x 50 watt or 2 x 35 watt lamps.

Input: 120 volt 60Hz or 230–240 volt 50 Hz.

Output: 12 volts AC—75 watt.

Transformers carry a five year replacement warranty.

Standards: AS/NZ61046, EMC55015, EN61046, Z246, IP66. 



Cat. WM100, WM200 and WM300

### Wall Mount Transformer

The Wall Mount Transformer is an above-ground, waterproof unit designed to provide 12 volt power for HUNZA low voltage luminaires in landscape lighting installations. Wall Mount Series Transformers have a black, glass-reinforced, UV stable nylon case, which provides durability, UV resistance and a low surface temperature.

It is compact and unobtrusive in appearance, blending well into any outdoor setting.

The electrical components are fully encapsulated in the casing for protection against weather and irrigation systems.

The Wall Mount Series is suitable for 120/240 volt 50/60 Hz. operation and is available in 100, 200 and 300 watt versions.

A key feature of this transformer is multi-tap output, providing the choice of either 12, 13 or 14 volt secondary output. This allows much greater flexibility in compensating for voltage drop on long cable runs. For advice on wiring requirements please contact your local HUNZA distributor for a free HUNZA Volt Drop calculator.

The unit has thermal protection for the primary side of the transformer with fuse protection for the secondary. There are 25mm (1") and 32mm (1<sup>1</sup>/<sub>4</sub>") conduit entries to allow for different cable requirements.

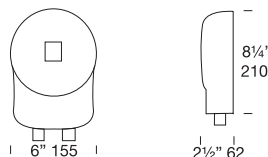
HUNZA Wall Mount series are "Double Insulated Safety Isolating" transformers.

Input: 120 volt 60Hz or 230–240 volt 50 Hz.

Output: 12 volts AC.

Transformers carry a five year replacement warranty.

Standards: CE, AS/NZ61046, IP66 



Cat. /R

### Retro Pole Transformer

The Retro Pole 120/240 volt version is available for HUNZA pole mounted fixtures, for example, the 700mm Bollard, Border Lite, Euro Single and Twin Pole Lites, Single and Twin Pole Lites, Twig Lite, Tier Lite and Walkway Lite.

This option is designed for installations where mounting the transformer is a problem and avoids the need to bury a transformer, e.g. where there is a long cable run required and a 120/240 volt power cable needs to be installed.

A situation such as a car park where a ring main has been installed would be ideal for this luminaire.


The electronic transformer is a double insulated safety-isolating transformer and complies to EMC regulations and has a built-in safety shutdown system if it is overloaded.

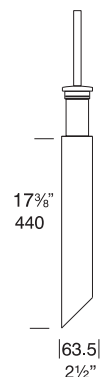
It will power either 1 x 10 watt, 1 x 20 watt, 2 x 20 watt, 1 x 35 watt, 1 x 50 watt or 2 x 35 watt lamps.






Input: 120 volt 60Hz or 230–240 volt 50 Hz.

Output: 12 volts AC—75 watt.

Transformers carry a five year replacement warranty.

Standards: AS/NZ61046, EMC55015, EN61046, Z246, IP56 



INDEX OF PROTECTION RATINGS			
	First Numeral		Second Numeral
Number/Symbol	Degree of Protection	Number/Symbol	Degree of Protection
4	(a) Protection against contact by tools, cables or the like, more than 1/16" thick. (b) Dust proof against ingress of small foreign bodies.	4 	Splash proof: liquid splashed from any direction shall have no harmful effect.
5 	(a) Complete protection against contact (b) Dust proof: Protection against harmful deposits of dust: dust may enter but not in sufficient amount to interfere with satisfactory operation	5 	Jet proof: water protected by a nozzle from any direction (under stated conditions) shall have no harmful effect.
6 	(a) Complete protection against contact (b) Dust tight: Protection against ingress of dust	6	Watertight equipment: protection against conditions on ship decks etc. Water from heavy seas or power jets shall not enter the enclosure under prescribed conditions.
<b>IP CODES</b> • Degree of protection in form IPXX. • Protection against contact or ingress of water respectively is specified by replacing first or second X by digit number tabled e.g. IP2X defines an enclosure giving protection against water or liquid. • Example: an underwater light should be rated at IP68 NOTE: Use the table for general guidance only		7 	Protection against immersion in water: it shall not be possible for water to enter the enclosure under stated conditions of pressure and time.
		8	Protection against indefinite immersion in water under specified pressure: it shall not be possible for water to enter the enclosure.

## HUNZA Lighting Warranty Policy

### HUNZA Five Year Warranty\*

All HUNZA aluminum luminaires with a UV stable powder-coat finish have a five-year replacement warranty, subject to standard conditions listed below.

### HUNZA Ten Year Warranty\*

All HUNZA solid copper and stainless steel luminaires have a ten-year replacement warranty, subject to standard conditions listed below.

### HUNZA Lifetime Warranty

All glass lenses supplied with HUNZA luminaires have a lifetime replacement warranty against breakage

### HUNZA Black-label Warranty\*

All HUNZA Pure LED luminaires come with the HUNZA Black-label Warranty. The Black-label warranty consists of up to 10 years on all body components, and 5 years on the HUNZA LED system and driver.

### \*Standard Conditions:

1. The environment in which the fixture is to be installed must be considered carefully when selecting the finish. Solid copper and stainless steel luminaires are recommended for high-risk environments such as near salt water.
2. Warranty excludes lamps and lamp holders, which are consumable items.
3. Warranty excludes impact damage (except for lenses), incorrect installation and incorrect re-assembly.
4. Warranty on transformers and drivers is limited to 5 years.

Please refer to our website for full warranty details [www.hunza.co.nz](http://www.hunza.co.nz)



#### HUNZA Factory

130 Felton Mathew Ave  
Glen Innes  
Auckland 1740  
New Zealand  
Ph: 64 9 528 9471  
Fax: 64 9 528 9361  
hunza@hunza.co.nz  
www.hunza.co.nz



For local distributor details in your country please  
consult the contacts page of our website.

NOTE: Specifications may change  
without notification

©2012 Copyright HUNZA Production Ltd.




Designed and Manufactured in New Zealand

Distributor



**HUNZA**<sup>TM</sup> PURE  
OUTDOOR  
LIGHTING

# CUBE SERIES







## OUR STORY

New Zealand is renowned for its natural beauty and the extraordinary quality of its pure natural light. At Hunza this constantly inspires us to create the finest outdoor lights in the world.

Over the last 20 years Hunza has been pushing boundaries of what is achievable with innovative and sustainable design. Our brand is a name well recognized in the international outdoor lighting market as a manufacturer of world-class outdoor lighting fixtures. Hunza products have a deserved reputation for quality, performance and flexibility. Our products can make any ordinary space desirable by enhancing the visual environment and transforming it into something truly remarkable.

Outdoor lighting isn't just another part of our focus: it's our whole focus. We have the best technology and production processes in place to ensure the quality of our light fixtures. We are very familiar with the extreme weather factors and temperature fluctuations outdoor luminaires are subject to, and that is why our fixtures are designed to withstand a high degree of physical stress. Our quality concept comes from our long experience and it forms an integral part to our daily approach and the development of new products.

We set perfection as our goal, and constantly strive to deliver it. Here's how:

Precision engineered from the finest raw materials and components. No mass production. No assembly lines. Quality allows no room for compromise or error. We use only New Zealand refined aluminium or 316 stainless steel and there is no punching in our manufacturing process – only precision engineering. Each luminaire we produce is meticulously crafted using the latest CNC machining technology and then hand assembled by people who take personal pride in the quality of each product. Each Hunza product is packaged inside a box that has a QR code displayed on the label. This code automatically directs you to a webpage which introduces the Hunza team members who proudly made that specific product.

We work on a world stage. Our design team and engineers are in touch with the world's leading technology developers and lighting designers. We understand the science of light and we create and engineer products that transform the night. Our products are designed and machined using the latest 3-D software that assures total precision and performance.

# PURE PERFORMANCE

## Driver System

Hunza PURE LED has an external driver system that allows connection of several luminaires to a single power supply and helps to isolate the driver from heat sources, thereby prolonging the operational life and reliability.

## Cree™ LED and Plug-in Circuit Board

The heart of the system is Hunza's Plug-and-Play circuit board that allows the LED to easily be unplugged and replaced in the field. The unique design delivers maximum performance from the market leading Cree™ XTE LED chip and, in the event of an LED problem, the Plug-and-Play feature allows easy replacement or upgrade of the LED chip.

Hunza has selected Cree™ as our core LED supplier due to their reputation as the market-leading innovator of lighting-class LEDs. Cree™ pioneered the use of innovative materials such as silicon carbide (SiC), which provides high heat transfer efficiency performance for lighting applications. Using SiC as a platform material, Cree™ has spent over 20 years developing an array of new technologies that far surpass traditional ones.

## Machined Body and Backplate

These are CNC machined from solid Aluminium or 316 Stainless Steel to provide precise dimensions and heavy-duty construction, ensuring the highest level of heat dissipation and long-term reliability in any outdoor environment.

## Testing and Performance Data

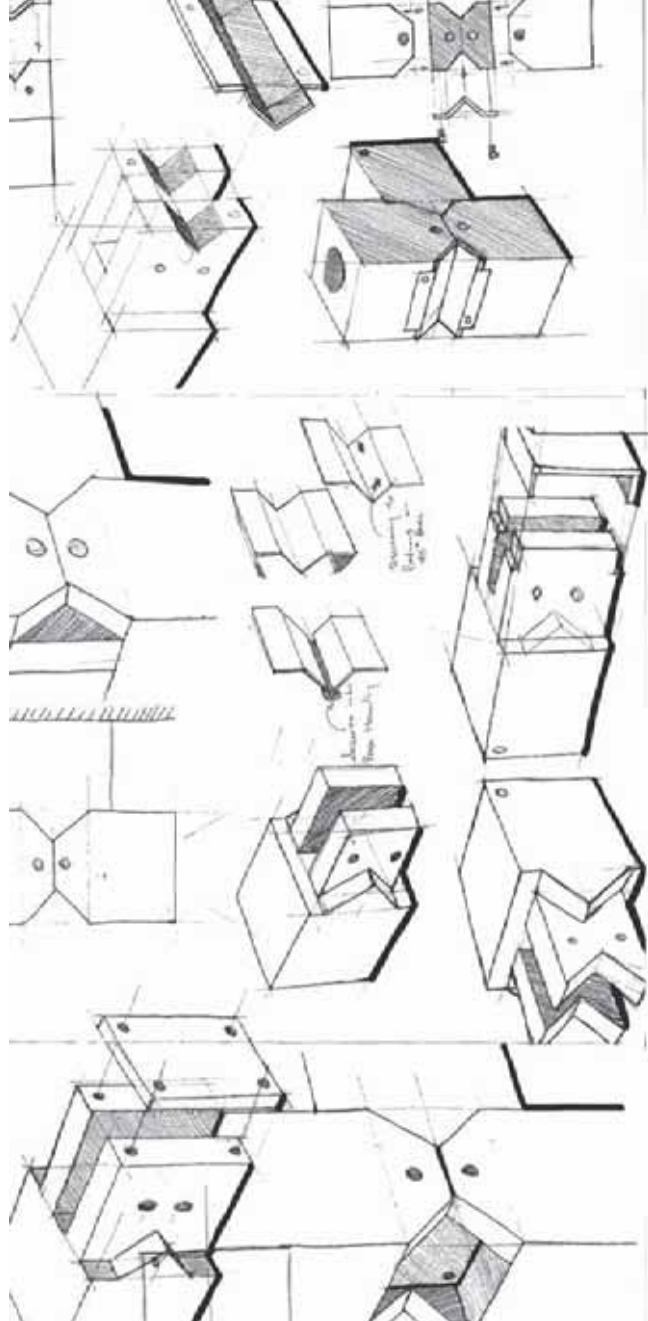
Hunza uses the most advanced testing equipment, Spectrophotometer in product development and in the generation of technical data and specifications. Our Cubeluminaires are designed and tested to meet all the standards and IP ratings of current Hunza luminaires, including the LM79 and LM80 standards. Our test data has highly accurate efficiency and chromaticity performance information using our Spectrophotometer.

## Sustainability

Hunza's Pure LED products are the most sustainable alternative to traditional lighting sources. Our LEDs are engineered to provide extraordinary durability, ease of installation and low maintenance. They require less power to produce the same lumen output as other forms of lighting, which makes them more energy efficient and lower in energy cost.



## OUR INSPIRATION













The continued progression of LED technology is facilitating the development of a new generation of lighting products. We now have the freedom to design products that depart from conventional shapes and forms. Light fixtures no longer have to conform to the shape of the lamp.

The idea behind the cube range was to create a series of lighting fixtures to compliment the strong lines and shapes being used in our modern day urban environments. The sharp geometric forms used in current architecture have been used to inform and define the series. The result is contemporary fixtures that are small in size yet striking in appearance.



## KEY

- IP 66  INGRESS PROTECTION
-  SERIES WIRING
-  FORWARD VOLTAGE (INPUT)
-  MAXIMUM MILLIAMPS (INPUT)
-  12V BUILT IN DRIVER
-  MAXIMUM LUMEN OUTPUT
-  LED (LIGHT EMITTING DIODE)
-  PLUG AND PLAY
-  ANTI SYPHON
-  BEAM ANGLE



- Indice de proteccion
- Conexion Serie
- Voltaje de salida
- Corriente Maxima
- Driver LED 12 voltios
- Maximo Flujo luminoso
- LED (diodo emisor de luz)
- Enchufe y jugar
- Antisifón
- Angulo de apertura del az de luz



- Degré de protection
- Câblage en série
- Tension au secondaire
- Intensité maximale
- Driver LED 12 volts
- Flux lumineux maximal
- la lampe a diode electroluminescente
- Plug and play
- Anti Syphon
- Angle d'eclairage



- Índice de Proteção
- Ligação em serie
- Tensão de saída
- Corrente Máxima
- Driver de tensão 12 volts
- Intensidade luminosa máxima
- Diodo Emissor de Luz
- Plug and play
- Anti-Sifão
- Ângulo de feixe



- Schutzgrad gegen Eindringen
- Durchverdrahtung
- Betriebspannung
- Max. Strombelastbarkeit
- Niedervolt 12- Trafo
- Lichtstrom
- LED
- Plug and play
- anti -siphon
- Abstrahlwinkel



# FINISHES


## ALUMINIUM

Aluminium provides an excellent blend of characteristics for our outdoor luminaires, offering excellent durability and heat dissipation. Our in-house powder coating process allows us to offer a range of standard powder coat colours with a high degree of UV resistance.

Hunza aluminium luminaires are designed to last longer than a standard aluminium fixture for the following reasons:

- Our luminaires are machined from very high grade, solid and hollow bar stock.
- We use only very low copper (0.01%) content aluminium. This alloy has the highest corrosion resistance for aluminium.
- All aluminium components undergo a 4 step cleaning and chromating process which creates a corrosion resistant substrate.
- We use Dulux/Orica ([www.oricapowdercoatings.com](http://www.oricapowdercoatings.com)) polyester powder coatings with very high resistance to UV degradation.
- Dulux/Orica has certified HUNZA as a ISO 9000 applicator, 1 of only 5 companies at the time in the country. Full quality records are kept throughout the process.

The Cube Series is only available in the new "E" powdercoat finish. This "E" coat features a more matte and textured finish compared to our existing powdercoat finish, giving the fixtures a more modern and upmarket look and feel.



PLEASE NOTE: Colours and finishes have been represented as accurately as printing will allow, they may vary slightly.

## STAINLESS STEEL

Stainless Steel provides a very stylish semi-industrial look ideally suited to contemporary architecture, high-wear situations and marine environments. At Hunza we only use 316 grade Stainless Steel due to its increased resistance to corrosion.

316 Stainless Steel resists corrosion mainly due to the chromium content used in the steel alloy 'recipe'. Iron, the primary component of the stainless steel, is very prone to oxidation (rust) in its pure form. Chromium helps to slow down the oxidation process by combining with oxygen to form a tough, adherent, inert film of chromium oxide on the steel surface. If damaged mechanically or chemically, this film is self-healing in the presence of sufficient oxygen. Generally, an increase in chromium content improves the corrosion resistance of stainless steel. The addition of nickel raises the general corrosion resistance to a level suited to more aggressive environments. The further addition of molybdenum improves the corrosion resistance to localised effects such as pitting or scarring. Machined from very high grade, solid and hollow bar stock, our luminaires provide excellent resistance to deterioration, subject to standard stainless cleaning routines.


Stainless steel is more resistant to blemishes than regular steel but it is not stain proof. Stainless steel needs regular washing to prevent surface staining, particularly in areas where it is exposed to salt-spray. In these conditions, Hunza strongly recommends that stainless fixtures are specified with an electro-polished finish which will increase the surface protection by up to 33% and reduce the maintenance requirements. HUNZA stainless steel luminaires are supplied with a special high-temperature, waterproof grease on the fixture threads. HUNZA stainless steel fixtures are covered by a 10 year warranty.



# CUBE BOLLARD



Code: CBOLQZFM



Code: CBOLCL1FM

Code: CBOLCL1

The Cube Bollard is ideal for illuminating walkways and pathways. With its sleek, simple yet bold appearance, these bollards will greatly enhance your outdoor space with a distinctive modern flair.

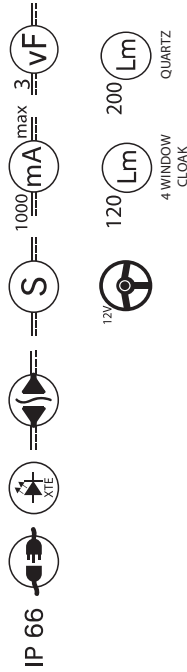
There are 2 head designs: Cloak (CL) and Quartz (QZ)

The Cube Bollard is constructed from solid Aluminium finished with a polyester UV stable power coat, or from solid 316 Stainless Steel with an electro polished finish.


Available in 3000K, 4000K, 5000K colour temperatures and Blue.



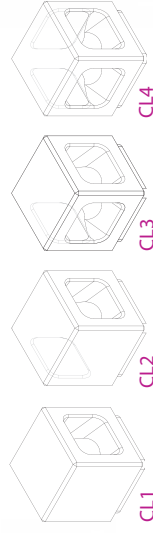
## SPECIFICATIONS



## FINISHES



## CLOAK OPTIONS



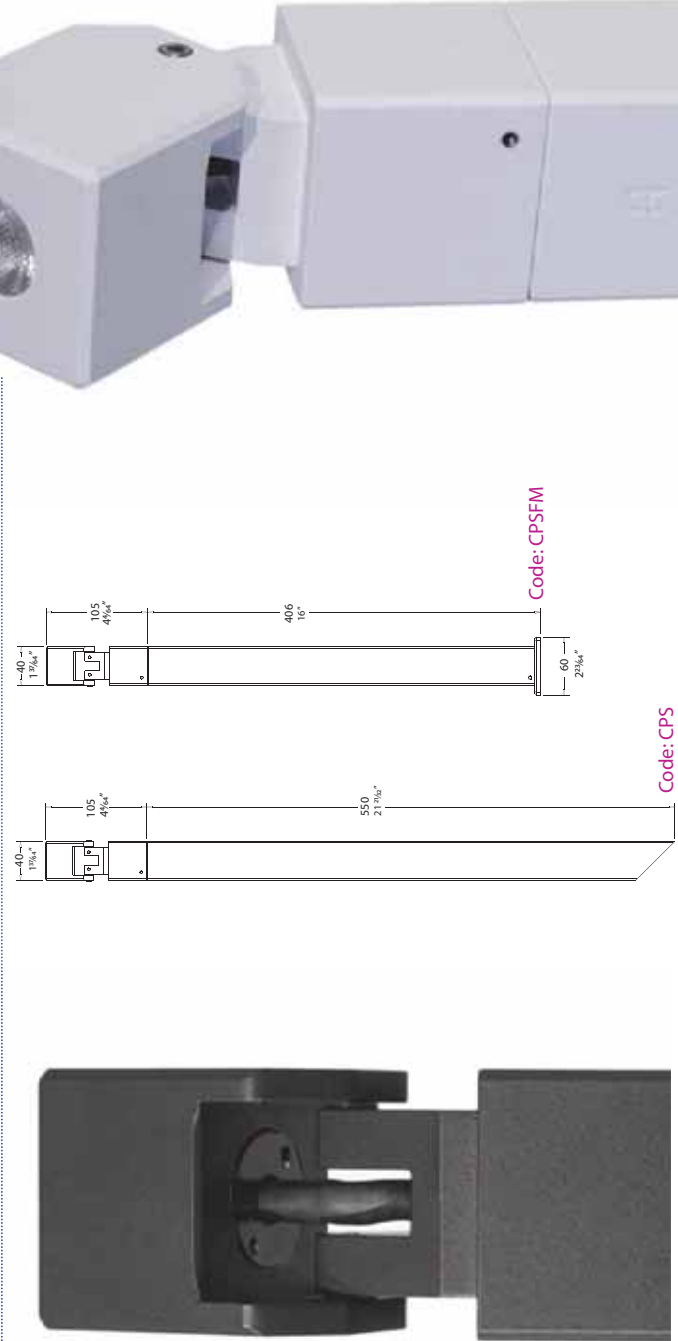
Quartz and Cloak lenses must NOT be cleaned with a Petrochemical substance

# CUBE POLE SPOT

The Cube Pole Spot is ideal for path lighting or tree lighting. It has a adjustable head that tilts through 180 degrees.

The Cube Pole Spot is constructed from solid Aluminium finished with a polyester UV stable power coat, or from solid 316 Stainless Steel with an electro polished finish.

Available in 3000K, 4000K, 5000K colour temperatures and Blue.



## SPECIFICATIONS

IP 66

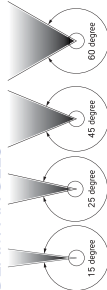
1000

max 3

12V

200

## BEAM ANGLES



## FINISHES

E COAT WHITE

Code: WH

E COAT BLACK

Code: BK

E COAT SILVER

Code: STAR

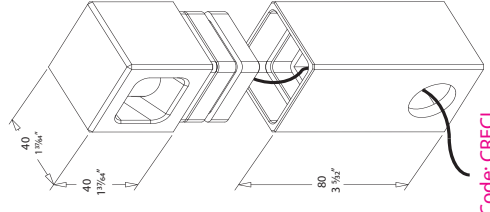
E COAT BRONZE

Code: BZ

316 STAINLESS

Code: SS

# CUBE RECESSED



Code: CRECL

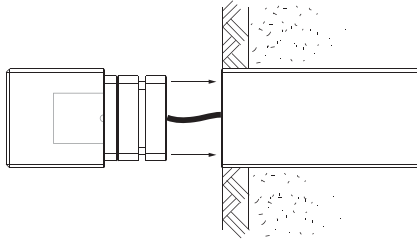
The Cube Recessed can be mounted in the wall or ground to illuminate landscapes while maintaining a low profile.

There are 2 head designs: Cloak (CL) and Quartz (QZ).

The Cube Recessed is constructed from solid Aluminium finished with a polyester UV stable power coat, or from solid 316 Stainless Steel with an electro polished finish. Aluminium canister supplied with the fixture.

Available in 3000K, 4000K, 5000K colour temperatures and Blue.

Code: CREQZ



Recessed Canister



## SPECIFICATIONS

IP 66

120 Lm

200 Lm

4 WINDOW CLOAK

1000 mA max

3 vF

QUARTZ

## FINISHES

E COAT WHITE  
Code: WH

E COAT BLACK  
Code: BK

E COAT SILVER  
Code: STAR

E COAT BRONZE  
Code: BZ

316 STAINLESS  
Code: SS

## CLOAK OPTIONS

CL1

CL2

CL3

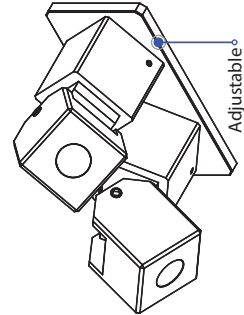
CL4

Quartz and Cloak lenses must NOT be cleaned with a Petrochemical substance

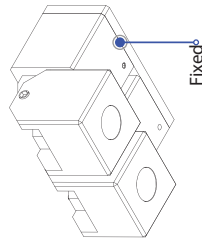


# CUBE WALL

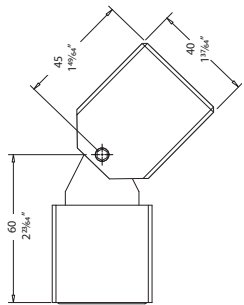
Code: CWLDM



Adjustable



Fixed



The Cube Lite is designed to be mounted for multiple lighting functions. It can be used as a spot light to provide directional light for landscape features and/or structural elements of a building. This luminaire has a fully adjustable head that can also be locked into place for use as an uplight or downlight. There are two dual mount options. Fixed, for mounting two luminaires side-by-side with no rotation or adjustable, where the two luminaires are spread further apart to allow rotation.

The Cube Lite is constructed from solid Aluminium finished with a polyester UV stable power coat, or from solid 316 Stainless Steel with an electro polished finish.

Available in 3000K, 4000K, 5000K colour temperatures and Blue.



360° rotation

Code: CWL



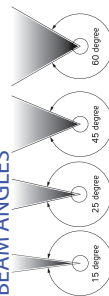
lockable

180° elevation

## SPECIFICATIONS

IP 66 1000 max 3 180 Lm

## BEAM ANGLES



## FINISHES

E COAT WHITE  
Code: WH

E COAT BLACK  
Code: BK

E COAT SILVER  
Code: STAR

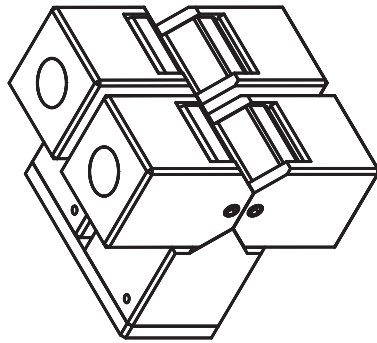
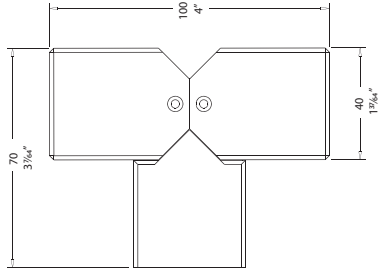
E COAT BRONZE  
Code: BZ

316 STAINLESS  
Code: SS

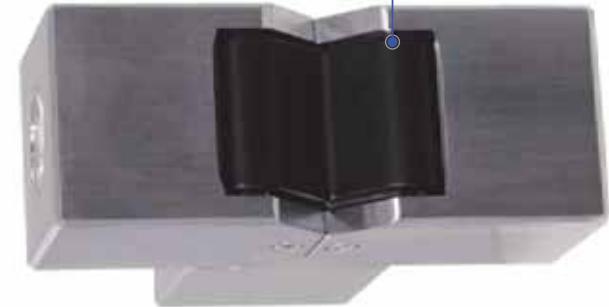
# CUBE PILLAR

The Cube Pillar Lite illuminates both upwards and downwards, giving columns, gateway pillars and entrances a dramatic effect. There are two dual mount options. Fixed, for mounting two luminaires side-by-side with no rotation or adjustable, where the two luminaires are spread further apart to allow rotation.

The Cube Pillar is constructed from solid Aluminium finished with a polyester UV stable power coat, with a stainless insert. Available in solid 316 Stainless Steel with an electro polished finish, with a black powder coated stainless insert. (Inserts available in all standard finishes)



Code: CPILDM



Code: CPIL

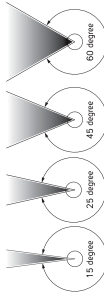


Stainless Insert  
Available in all finishes

## SPECIFICATIONS

IP 66

## BEAM ANGLES

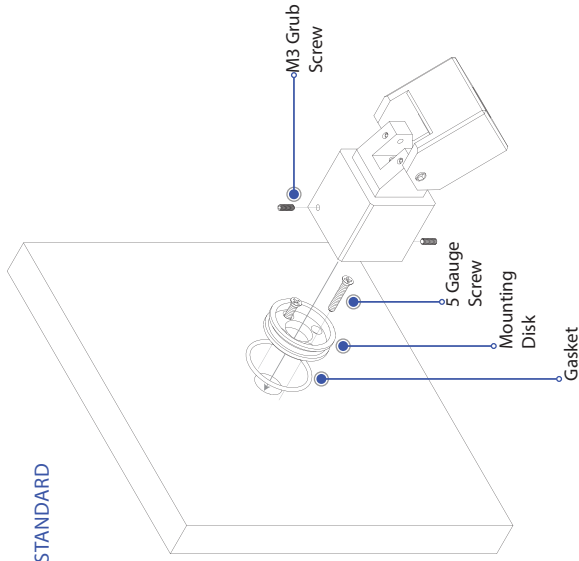


## FINISHES

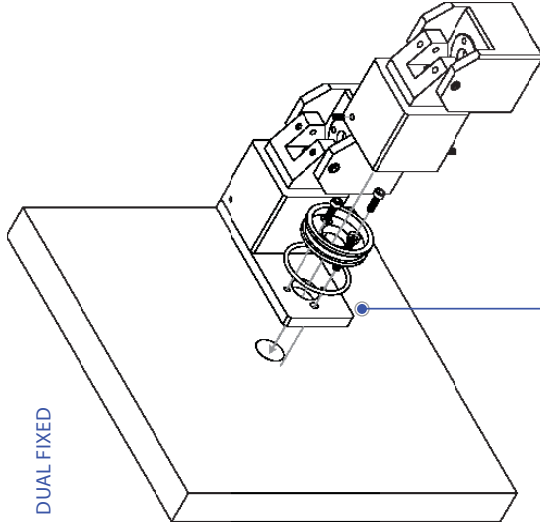
E COAT WHITE  
Code: WH  
 E COAT BLACK  
Code: BK  
 E COAT SILVER  
Code: STAR  
 E COAT BRONZE  
Code: BZ  
 316 STAINLESS  
Code: SS

# MOUNTING

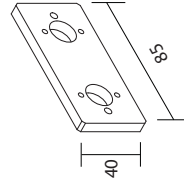
## STANDARD



## DUAL FIXED



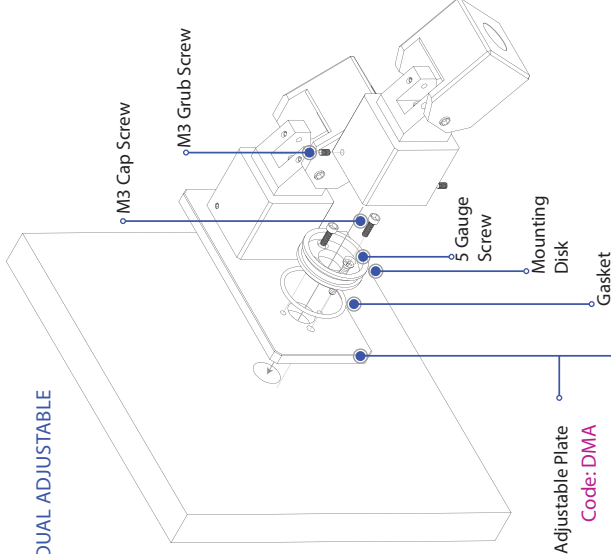
### Dual Mount Fixed Plate Code: DM



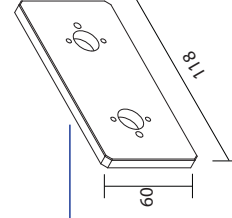
There are two dual mount options. Fixed, for mounting two luminaires side-by-side with no rotation or adjustable, where the two luminaires are spread further apart to allow rotation.

U.S. mounting plates available to cover a 3" junction box

## DUAL ADJUSTABLE



### Dual Mount Adjustable Plate Code: DMA





# WARRANTY POLICY

When you purchase or specify a Hunza luminaire, you get the benefit of the legendary Hunza reputation for high quality and long life. We back this up with extended warranty, offering up to 10 years on body components and 5 years on the LED system. When installed and looked after properly Hunza luminaires will last a lifetime so we keep serviceability firmly in mind when designing the components and system construction.

## Hunza Five Year Warranty\*

All Hunza aluminium luminaires with a UV stable powder-coat finish have a five-year replacement warranty, subject to standard conditions listed below.

## Hunza Ten Year Warranty\*

All Hunza stainless steel luminaires have a ten-year replacement warranty, subject to standard conditions listed below. LED limited to 5 year warranty.

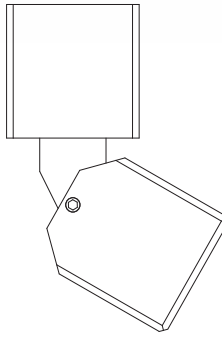
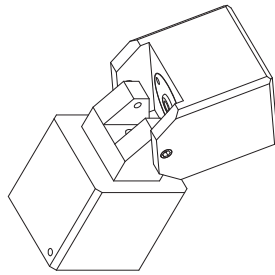
### \* Standard Conditions:

1. The environment in which the fixture is to be installed must be considered carefully when selecting the finish. Stainless steel luminaires are recommended for high-risk environments such as near salt water. Aluminium luminaires may not be covered by the full warranty in these situations.
2. Stainless Steel requires regular cleaning with fresh water when installed in salty environments. (Refer to instructions supplied with luminaire)
3. Warranty excludes impact damage, incorrect installation and incorrect re-assembly.
4. Fixtures must be kept properly maintained, including replacement of gaskets and lenses when necessary.
5. Hunza, at its discretion, may replace components or the complete fixture.
6. Hunza warranty is limited to the repair or replacement of products **ONLY**, labour charges will not be accepted.
7. Hunza will not be liable for any labour charges for any repair or replacement of defective drivers. Drivers have their own manufacturer warranty and any faults will be at the responsibility of the manufacturer.
8. Acrylic Quartz and Cloak lenses must **NOT** be cleaned with any petrochemical substance, warranty will be void.



# RETRO CUBE

ARRIVING END OF 2013

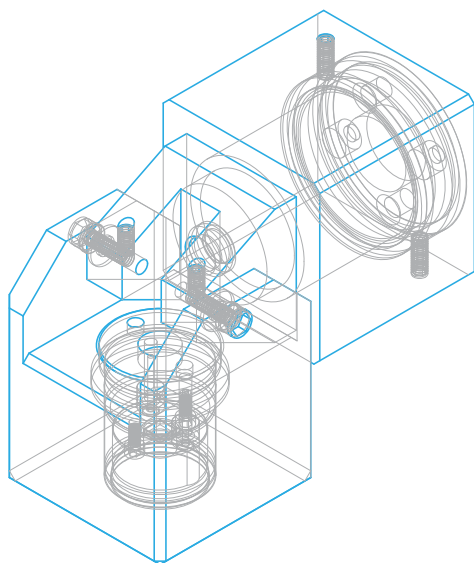


40x40mm 1 3/8"

60x60mm 2 2/5"



The compact design of the Cube Series does not allow for the use of an LED Driver within the fixture. The increased size of the Retro Cube accommodates the LED Driver, allowing it to be wired directly to mains voltage.



© 2013 Copyright Hunza Productions Ltd.

NOTE: Specifications may change without notification.

For local distributor details in your country please consult the contacts page of our website.

Designed and Manufactured in New Zealand.



Hunza Factory  
130 Felton Mathew Avenue  
St. Johns, Auckland 1072  
New Zealand



Ph: +64 9 528 9471  
Fax: +64 9 528 9361  
hunza@hunza.co.nz  
www.hunza.co.nz